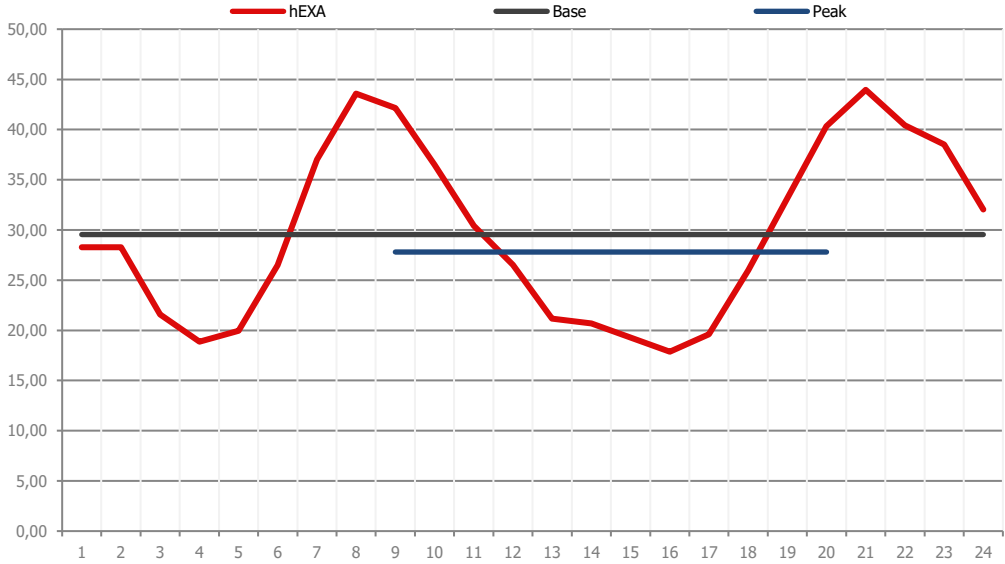


Hourly Prices [EUR/MWh] Trade Day: **04.04.2018** Delivery Day: **5.4.2018**

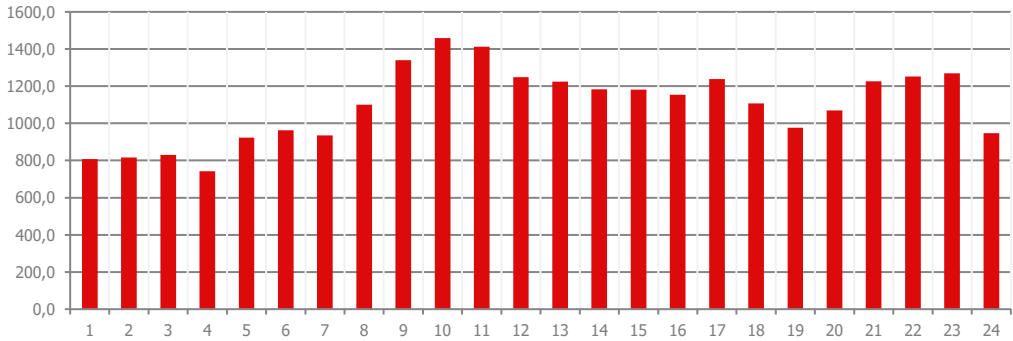
1	2	3	4	5	6	7	8	9	10	11	12	13	14	15	16	17	18	19	20	21	22	23	24	
28,27	28,27	21,58	18,86	19,96	26,50	37,00	43,59	42,14	36,50	30,40	26,51	21,16	20,70	19,27	17,87	19,60	25,98	33,14	40,32	43,96	40,42	38,50	32,05	
↑	↑	↑	↓	↓	↓	↓	↓	↓	↓	↓	↓	↓	↓	↓	↓	↓	↓	↓	↓	↓	↓	↑	↑	↑

Hourly Product Results



Block Prices [EUR/MWh]

bEXAbase (01-24)	29,54	↓
bEXApeak (09-20)	27,80	↓
bEXAoffpeak (01-08/21-24)	31,29	↓
bEXAoffice (09-16)	26,82	↓
bEXAoff1 (01-08)	27,57	↓
bEXAoff2 (21-24)	38,73	↑
bEXAdream (01-06)	23,33	↓
bEXAlunch (11-14)	24,69	↓
bEXAteatime (17-20)	29,76	↓
bEXAmoonlight (01-04)	23,37	↑
bEXAsunrise (05-08)	31,76	↓
bEXAearlytwin (09-10)	39,32	↓
bEXAlatetwin (15-16)	18,57	↓
bEXAwakeup (07-08)	40,29	↓
bEXAprime (21-22)	42,19	↑



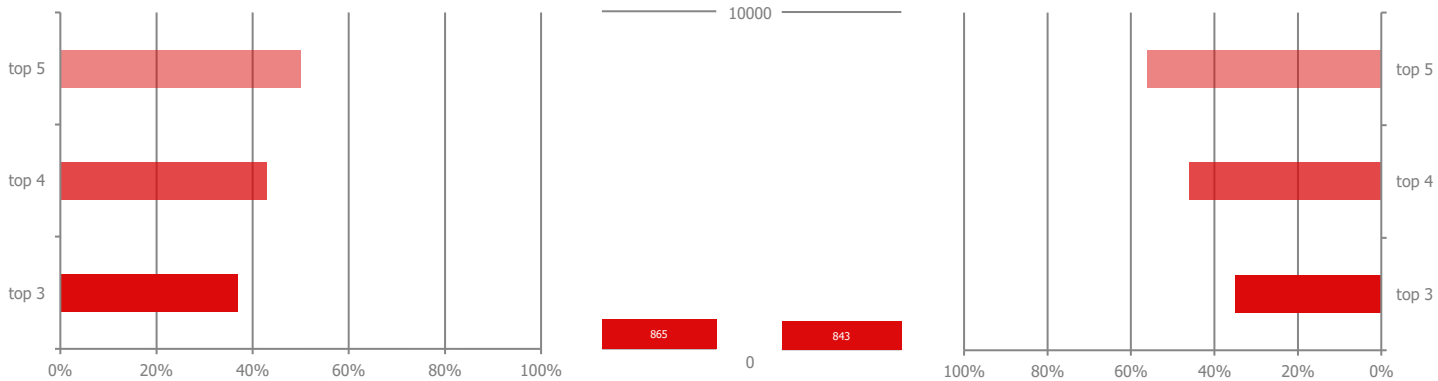
Volumes [MWh]

For Day: 5.4.2018	26.411,28	↑
Current Month	97.938,45	
Last Month	693.082,28	

Market Concentration **buying** side

Herfindahl Index

Market Concentration **selling** side

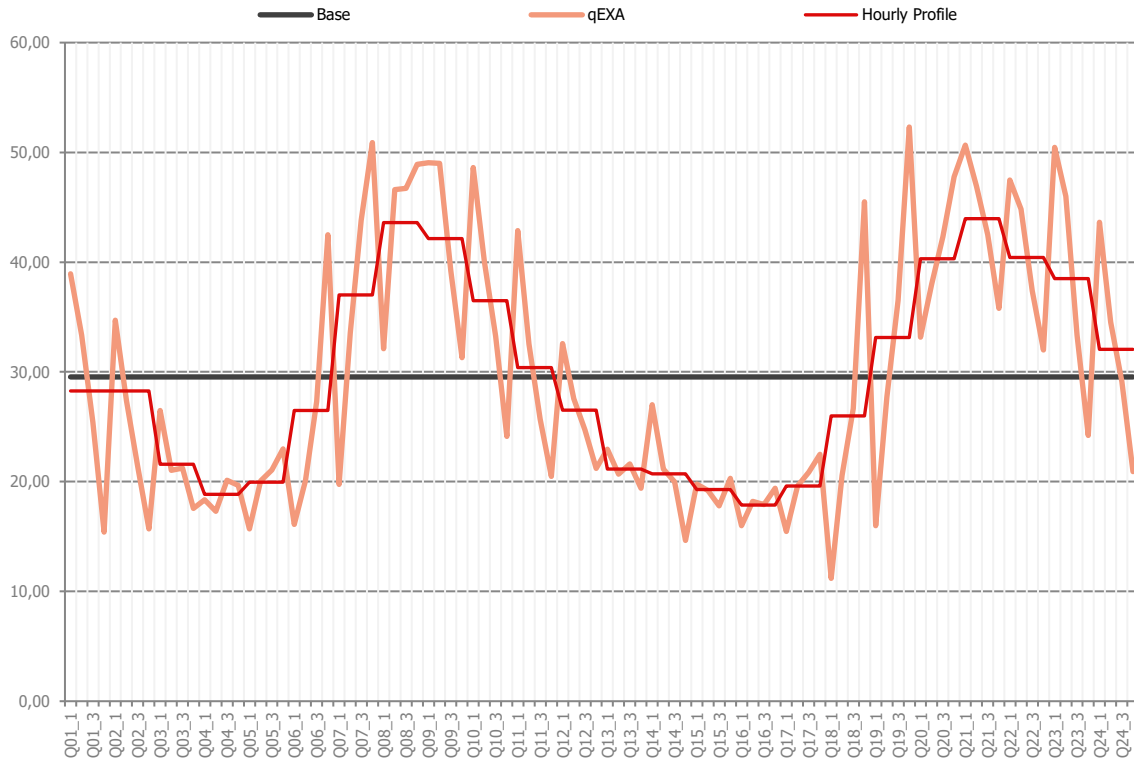


Marketshare of the 3/4/5 largest participants according to the daily trading volume. Herfindahl Index moving from a very large amount of very small participants (0) to a single monopoly (10000).

Disclaimer: All information presented by the EXAA Daily Spotlight is owned by the Energy Exchange Austria (EXAA). This information does not constitute any advice to buy or sell an energy product. EXAA does not assume the responsibility of the completeness or correctness of the information.

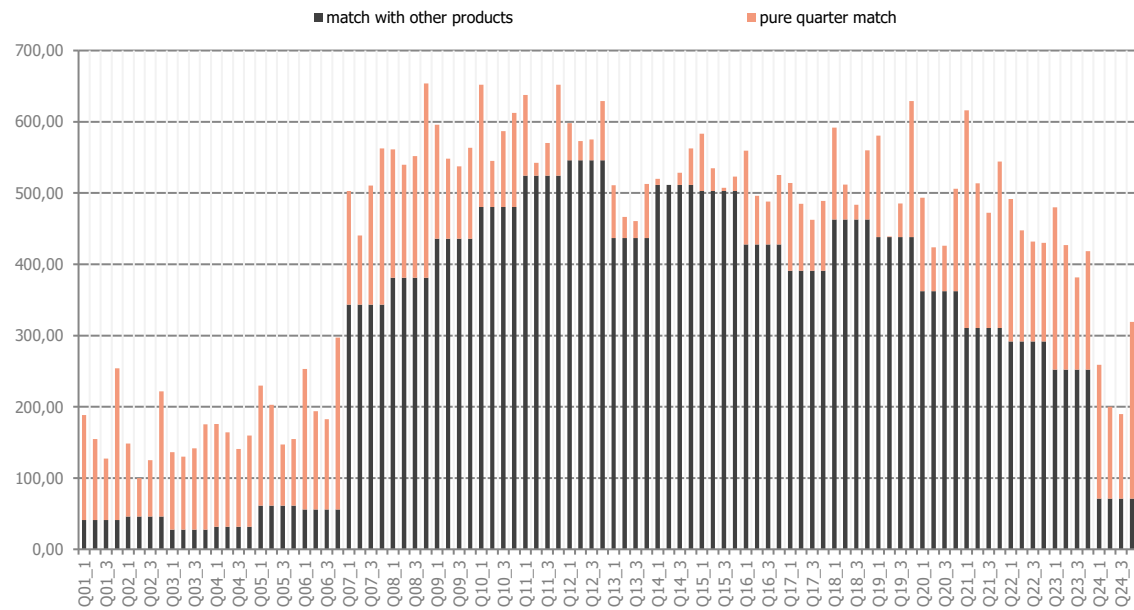
Quarter Hour Prices

Delivery Day: **5.4.2018**



Product / Price	Product / Price
Q01_1 38,93	Q13_1 22,96
Q01_2 33,35	Q13_2 20,67
Q01_3 25,40	Q13_3 21,62
Q01_4 15,40	Q13_4 19,39
Q02_1 34,72	Q14_1 27,00
Q02_2 27,35	Q14_2 21,15
Q02_3 21,37	Q14_3 19,98
Q02_4 15,70	Q14_4 14,65
Q03_1 26,50	Q15_1 19,77
Q03_2 21,03	Q15_2 19,20
Q03_3 21,23	Q15_3 17,80
Q03_4 17,57	Q15_4 20,31
Q04_1 18,35	Q16_1 15,98
Q04_2 17,30	Q16_2 18,21
Q04_3 20,14	Q16_3 17,90
Q04_4 19,65	Q16_4 19,40
Q05_1 15,70	Q17_1 15,45
Q05_2 20,07	Q17_2 19,60
Q05_3 21,05	Q17_3 20,87
Q05_4 23,00	Q17_4 22,48
Q06_1 16,10	Q18_1 11,19
Q06_2 20,10	Q18_2 20,56
Q06_3 27,31	Q18_3 26,67
Q06_4 42,50	Q18_4 45,50
Q07_1 19,75	Q19_1 16,00
Q07_2 33,56	Q19_2 27,72
Q07_3 43,80	Q19_3 36,51
Q07_4 50,89	Q19_4 52,31
Q08_1 32,11	Q20_1 33,16
Q08_2 46,60	Q20_2 38,00
Q08_3 46,73	Q20_3 42,33
Q08_4 48,91	Q20_4 47,78
Q09_1 49,05	Q21_1 50,65
Q09_2 49,00	Q21_2 46,90
Q09_3 39,20	Q21_3 42,50
Q09_4 31,30	Q21_4 35,80
Q10_1 48,62	Q22_1 47,47
Q10_2 40,01	Q22_2 44,83
Q10_3 33,24	Q22_3 37,39
Q10_4 24,12	Q22_4 32,00
Q11_1 42,88	Q23_1 50,45
Q11_2 32,55	Q23_2 46,00
Q11_3 25,70	Q23_3 33,34
Q11_4 20,48	Q23_4 24,20
Q12_1 32,58	Q24_1 43,64
Q12_2 27,57	Q24_2 34,53
Q12_3 24,70	Q24_3 29,10
Q12_4 21,20	Q24_4 20,93

Quarter Hour Volumes



Quarter Hour Product Indicators

qEXA MIN Price of the Day: 11,19 EUR/MWh	Q18_1	MIN Spread (hEXA - qEXA) of the Day: -19,52 EUR	Q18_4
qEXA MAX Price of the Day: 52,31 EUR/MWh	Q19_4	MAX Spread (hEXA - qEXA) of the Day: 17,25 EUR	Q07_1