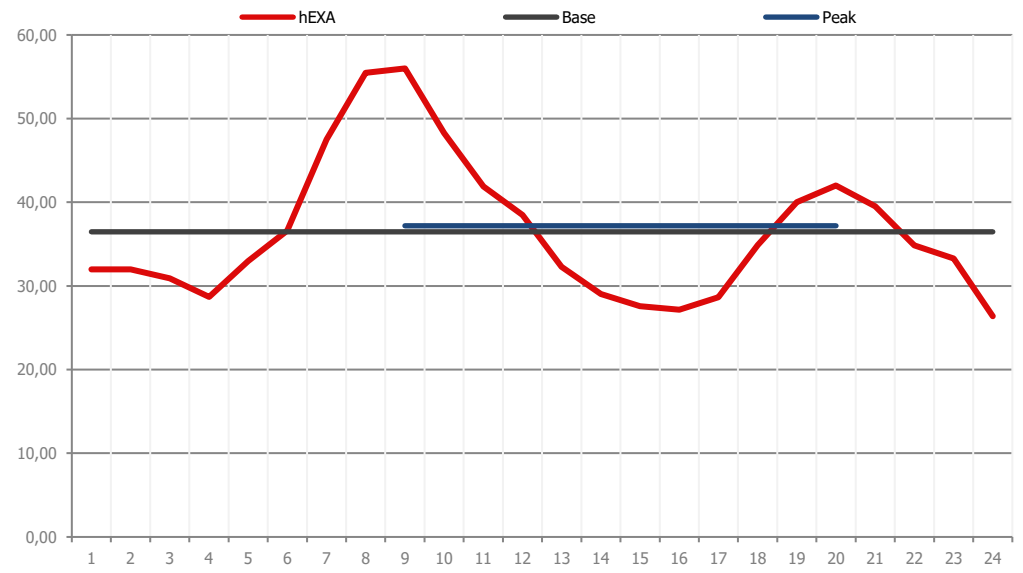


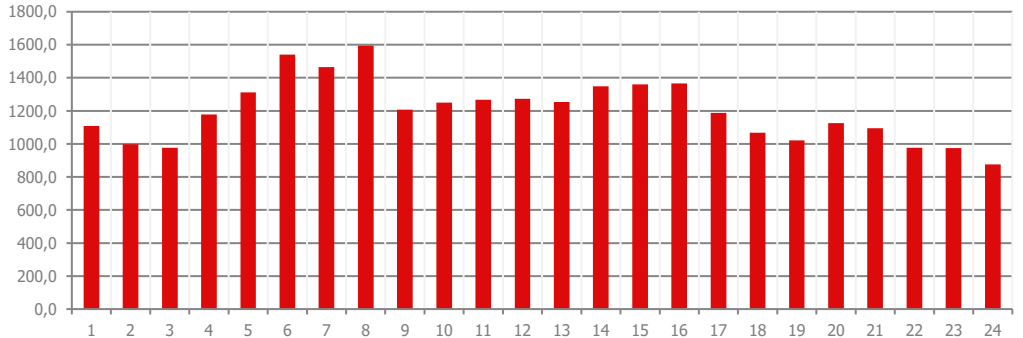
Hourly Prices [EUR/MWh]																		Trade Day: 05.04.2018				Delivery Day: 6.4.2018		
1	2	3	4	5	6	7	8	9	10	11	12	13	14	15	16	17	18	19	20	21	22	23	24	
31,98	31,98	30,90	28,69	32,97	36,60	47,50	55,48	56,00	48,28	41,88	38,50	32,29	29,03	27,57	27,17	28,64	34,90	40,00	42,00	39,50	34,84	33,30	26,38	
↑	↑	↑	↑	↑	↑	↑	↑	↑	↑	↑	↑	↑	↑	↑	↑	↑	↑	↑	↑	↑	↓	↓	↓	↓

Hourly Product Results



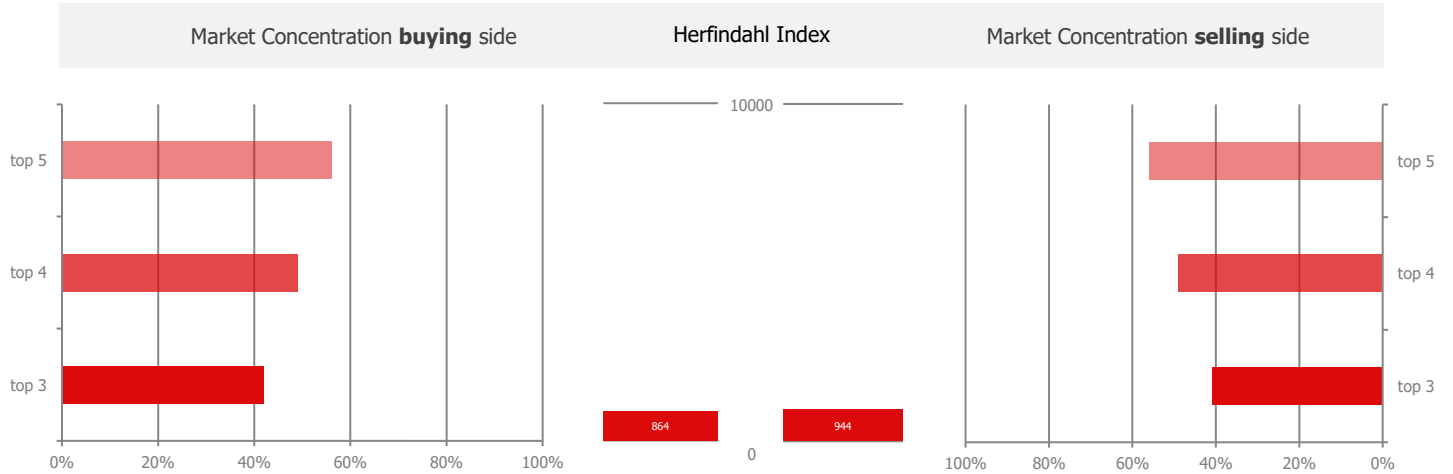
Block Prices [EUR/MWh]

bEXAbase (01-24)	36,47	↑
bEXApeak (09-20)	37,19	↑
bEXAoffpeak (01-08/21-24)	35,75	↑
bEXAoffice (09-16)	37,59	↑
bEXAoff1 (01-08)	36,87	↑
bEXAoff2 (21-24)	33,50	↓
bEXAdream (01-06)	32,00	↑
bEXAlunch (11-14)	35,43	↑
bEXAteatime (17-20)	36,38	↑
bEXAmoonlight (01-04)	30,61	↑
bEXAsunrise (05-08)	43,14	↑
bEXAearlytwin (09-10)	52,14	↑
bEXAlatetwin (15-16)	27,37	↑
bEXAwakeup (07-08)	51,49	↑
bEXAprime (21-22)	37,17	↓



Volumes [MWh]

For Day: 6.4.2018	28.821,33	↑
Current Month	126.759,78	
Last Month	693.082,28	

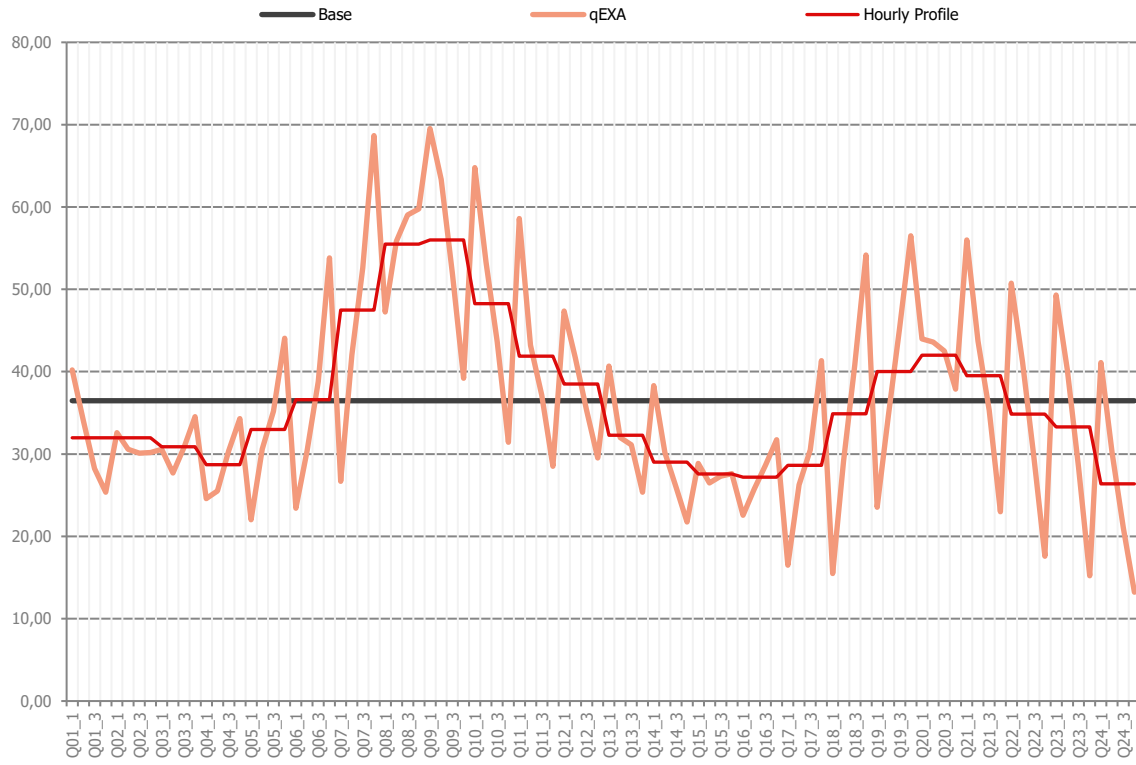


Marketshare of the 3/4/5 largest participants according to the daily trading volume. Herfindahl Index moving from a very large amount of very small participants (0) to a single monopol (10000).

Disclaimer: All information presented by the EXAA Daily Spotlight is owned by the Energy Exchange Austria (EXAA). This information does not constitute any advice to buy or sell an energy product. EXAA does not assume the responsibility of the completeness or correctness of the information.

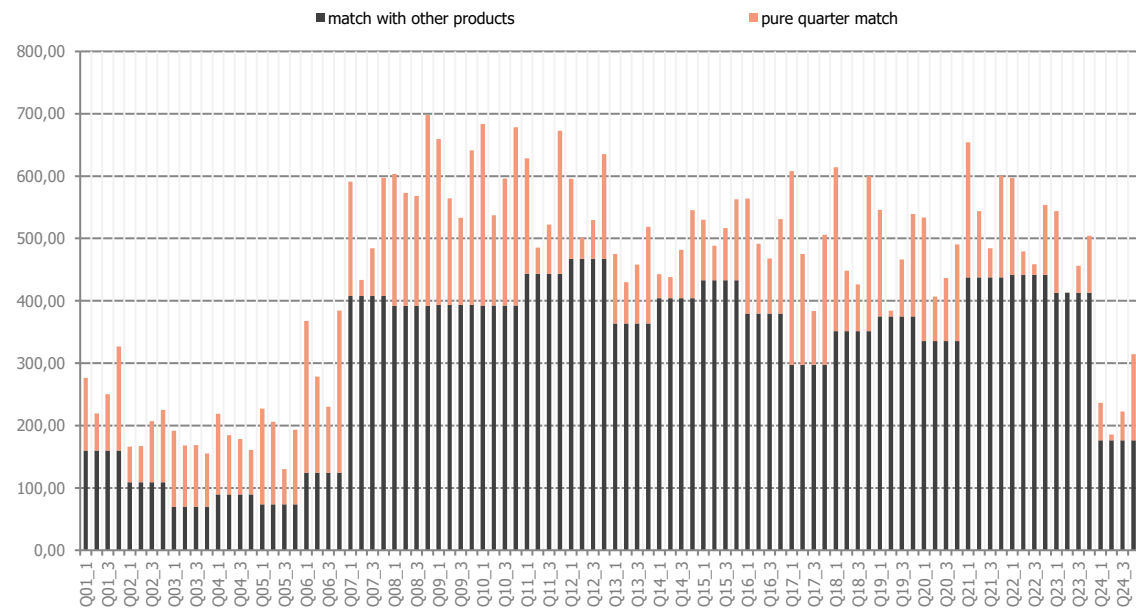
Quarter Hour Prices

Delivery Day: **6.4.2018**



Product / Price	Product / Price
Q01_1 40,23	Q13_1 40,67
Q01_2 34,09	Q13_2 32,01
Q01_3 28,22	Q13_3 31,13
Q01_4 25,36	Q13_4 25,35
Q02_1 32,61	Q14_1 38,30
Q02_2 30,56	Q14_2 30,15
Q02_3 30,11	Q14_3 25,93
Q02_4 30,20	Q14_4 21,74
Q03_1 30,57	Q15_1 28,87
Q03_2 27,68	Q15_2 26,50
Q03_3 30,83	Q15_3 27,30
Q03_4 34,52	Q15_4 27,62
Q04_1 24,60	Q16_1 22,56
Q04_2 25,50	Q16_2 25,76
Q04_3 30,36	Q16_3 28,61
Q04_4 34,29	Q16_4 31,75
Q05_1 22,00	Q17_1 16,50
Q05_2 30,60	Q17_2 26,24
Q05_3 35,20	Q17_3 30,50
Q05_4 44,07	Q17_4 41,33
Q06_1 23,40	Q18_1 15,50
Q06_2 30,39	Q18_2 29,15
Q06_3 38,80	Q18_3 40,78
Q06_4 53,82	Q18_4 54,16
Q07_1 26,70	Q19_1 23,55
Q07_2 42,03	Q19_2 34,67
Q07_3 52,60	Q19_3 45,26
Q07_4 68,66	Q19_4 56,51
Q08_1 47,25	Q20_1 43,98
Q08_2 55,85	Q20_2 43,61
Q08_3 59,04	Q20_3 42,51
Q08_4 59,77	Q20_4 37,90
Q09_1 69,53	Q21_1 56,00
Q09_2 63,35	Q21_2 43,70
Q09_3 51,93	Q21_3 35,30
Q09_4 39,19	Q21_4 23,00
Q10_1 64,77	Q22_1 50,74
Q10_2 53,33	Q22_2 41,23
Q10_3 43,62	Q22_3 29,83
Q10_4 31,41	Q22_4 17,57
Q11_1 58,59	Q23_1 49,30
Q11_2 43,22	Q23_2 40,26
Q11_3 37,20	Q23_3 28,42
Q11_4 28,52	Q23_4 15,20
Q12_1 47,38	Q24_1 41,10
Q12_2 41,70	Q24_2 30,15
Q12_3 35,37	Q24_3 21,03
Q12_4 29,54	Q24_4 13,22

Quarter Hour Volumes



Quarter Hour Product Indicators

qEXA MIN Price of the Day: **13,22** EUR/MWh Q24_4 MIN Spread (hEXA - qEXA) of the Day: -21,16 EUR Q07_4
 qEXA MAX Price of the Day: **69,53** EUR/MWh Q09_1 MAX Spread (hEXA - qEXA) of the Day: 20,8 EUR Q07_1