

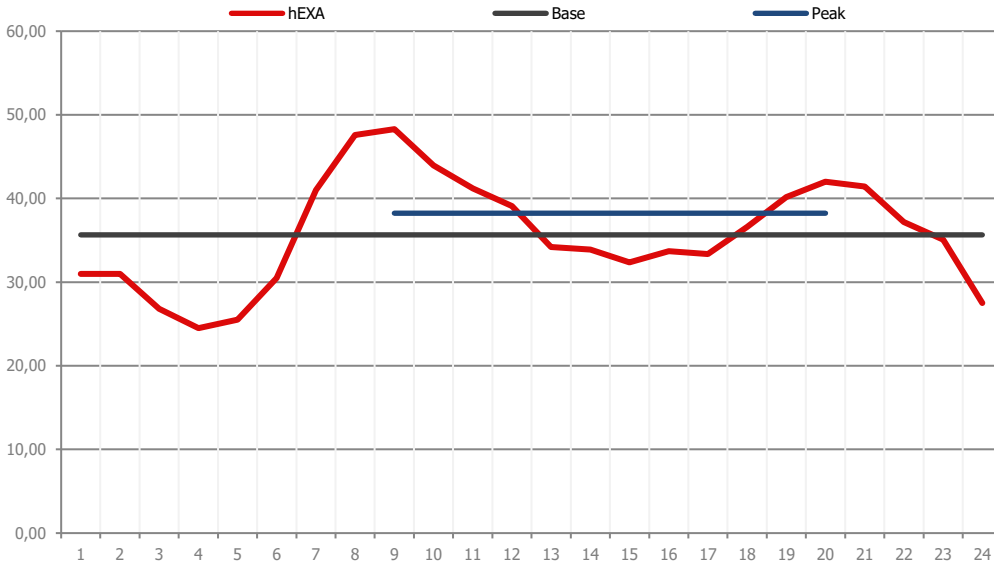
Hourly Prices [EUR/MWh]

Trade Day: **09.04.2018**

Delivery Day: **10.4.2018**

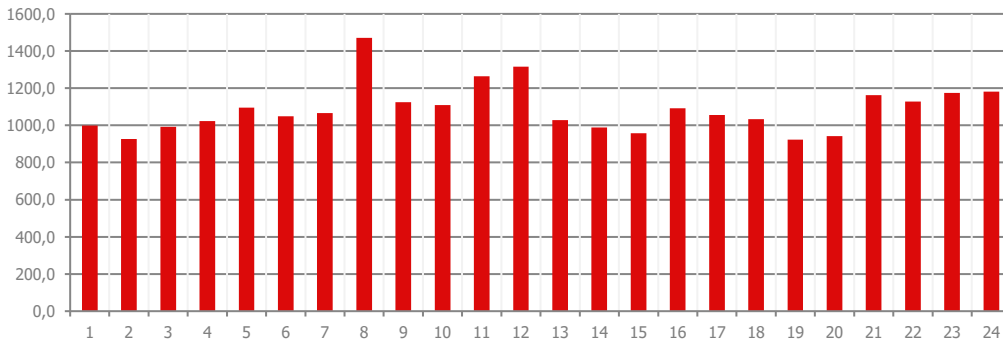
1	2	3	4	5	6	7	8	9	10	11	12	13	14	15	16	17	18	19	20	21	22	23	24
30,99	30,99	26,81	24,50	25,50	30,50	41,01	47,58	48,29	43,96	41,22	39,09	34,21	33,91	32,37	33,70	33,36	36,62	40,17	42,01	41,44	37,17	35,08	27,50
↓	↓	↓	↓	↓	↓	↓	↓	↓	↓	↓	↓	↓	↓	↓	↓	↓	↓	↓	↓	↓	↓	↓	↓

Hourly Product Results



Block Prices [EUR/MWh]

bEXAbase (01-24)	35,65	↓
bEXApeak (09-20)	38,24	↓
bEXAoffpeak (01-08/21-24)	33,06	↓
bEXAoffice (09-16)	38,34	↓
bEXAoff1 (01-08)	31,94	↓
bEXAoff2 (21-24)	35,30	↓
bEXAdream (01-06)	27,82	↓
bEXAlunch (11-14)	37,11	↓
bEXAteatime (17-20)	38,04	↓
bEXAmoonlight (01-04)	27,73	↓
bEXAsunrise (05-08)	36,15	↓
bEXAearlytwin (09-10)	46,12	↓
bEXAlatetwin (15-16)	33,03	↓
bEXAwakeup (07-08)	44,29	↓
bEXAprime (21-22)	39,30	↓



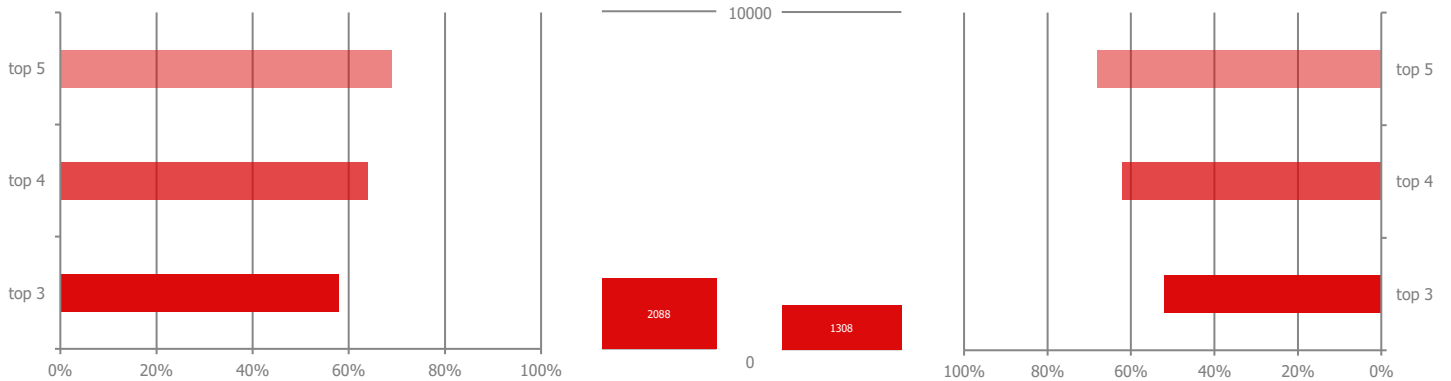
Volumes [MWh]

For Day: 10.4.2018	26.105,15	↑
Current Month	212.952,23	
Last Month	693.082,28	

Market Concentration **buying** side

Herfindahl Index

Market Concentration **selling** side

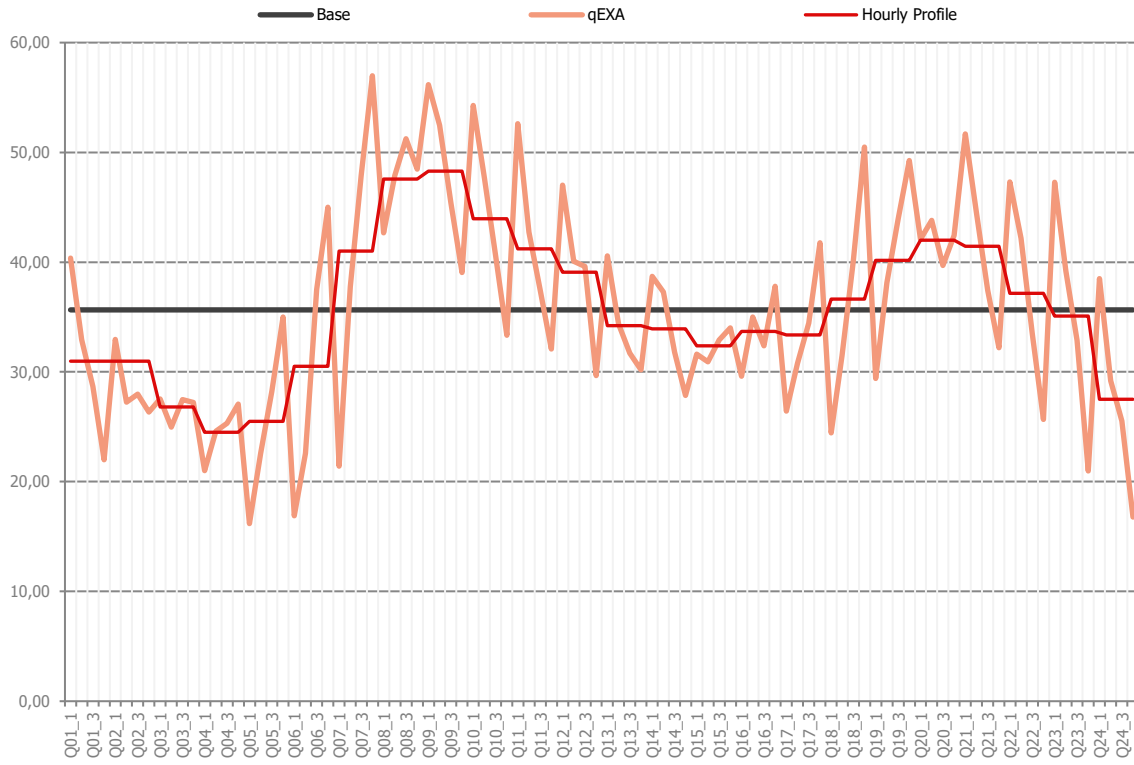


Marketshare of the 3/4/5 largest participants according to the daily trading volume. Herfindahl Index moving from a very large amount of very small participants (0) to a single monopoly (10000).

Disclaimer: All information presented by the EXAA Daily Spotlight is owned by the Energy Exchange Austria (EXAA). This information does not constitute any advice to buy or sell an energy product. EXAA does not assume the responsibility of the completeness or correctness of the information.

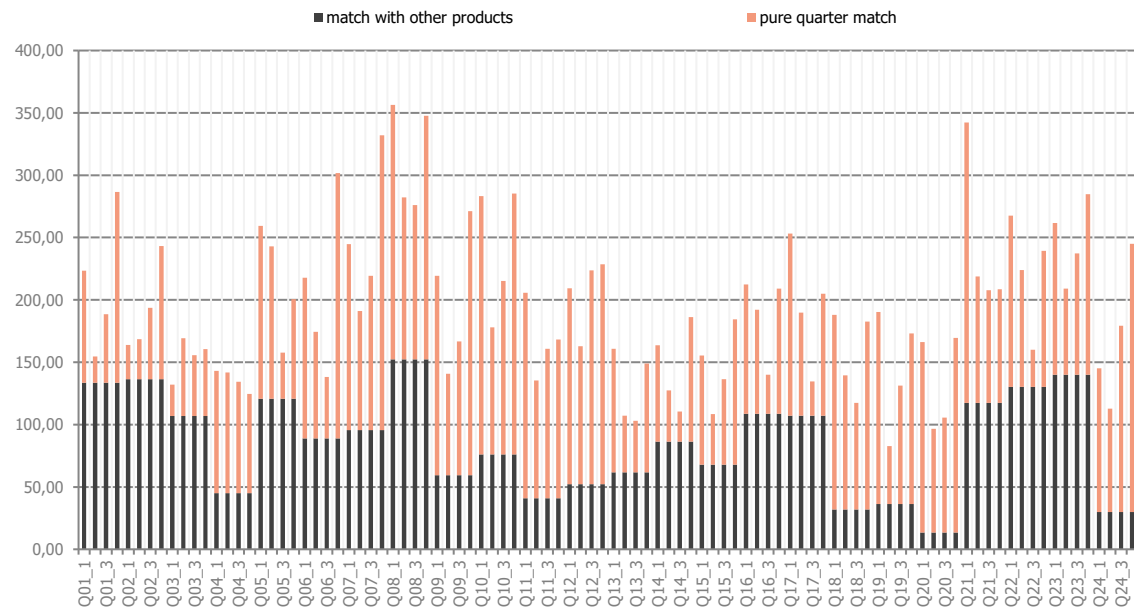
Quarter Hour Prices

Delivery Day: **10.4.2018**



Product / Price	Product / Price
Q01_1 40,36	Q13_1 40,58
Q01_2 32,93	Q13_2 34,37
Q01_3 28,67	Q13_3 31,70
Q01_4 22,00	Q13_4 30,19
Q02_1 32,95	Q14_1 38,70
Q02_2 27,24	Q14_2 37,27
Q02_3 27,97	Q14_3 31,80
Q02_4 26,35	Q14_4 27,87
Q03_1 27,55	Q15_1 31,63
Q03_2 24,98	Q15_2 30,92
Q03_3 27,48	Q15_3 32,89
Q03_4 27,22	Q15_4 34,02
Q04_1 21,01	Q16_1 29,61
Q04_2 24,59	Q16_2 35,00
Q04_3 25,33	Q16_3 32,39
Q04_4 27,06	Q16_4 37,81
Q05_1 16,18	Q17_1 26,42
Q05_2 22,59	Q17_2 30,80
Q05_3 28,23	Q17_3 34,46
Q05_4 35,00	Q17_4 41,76
Q06_1 16,90	Q18_1 24,45
Q06_2 22,59	Q18_2 31,49
Q06_3 37,51	Q18_3 40,06
Q06_4 45,00	Q18_4 50,49
Q07_1 21,40	Q19_1 29,41
Q07_2 37,74	Q19_2 38,11
Q07_3 47,90	Q19_3 43,90
Q07_4 56,98	Q19_4 49,27
Q08_1 42,68	Q20_1 42,10
Q08_2 47,90	Q20_2 43,80
Q08_3 51,24	Q20_3 39,70
Q08_4 48,48	Q20_4 42,44
Q09_1 56,18	Q21_1 51,68
Q09_2 52,47	Q21_2 44,45
Q09_3 45,45	Q21_3 37,42
Q09_4 39,05	Q21_4 32,20
Q10_1 54,27	Q22_1 47,30
Q10_2 47,66	Q22_2 42,18
Q10_3 40,56	Q22_3 33,52
Q10_4 33,34	Q22_4 25,68
Q11_1 52,61	Q23_1 47,28
Q11_2 42,73	Q23_2 39,19
Q11_3 37,47	Q23_3 32,88
Q11_4 32,08	Q23_4 20,97
Q12_1 47,02	Q24_1 38,49
Q12_2 40,07	Q24_2 29,20
Q12_3 39,60	Q24_3 25,53
Q12_4 29,67	Q24_4 16,78

Quarter Hour Volumes



Quarter Hour Product Indicators

qEXA MIN Price of the Day: **16,18** EUR/MWh Q05_1 MIN Spread (hEXA - qEXA) of the Day: **-15,97** EUR Q07_4
 qEXA MAX Price of the Day: **56,98** EUR/MWh Q07_4 MAX Spread (hEXA - qEXA) of the Day: **19,61** EUR Q07_1