

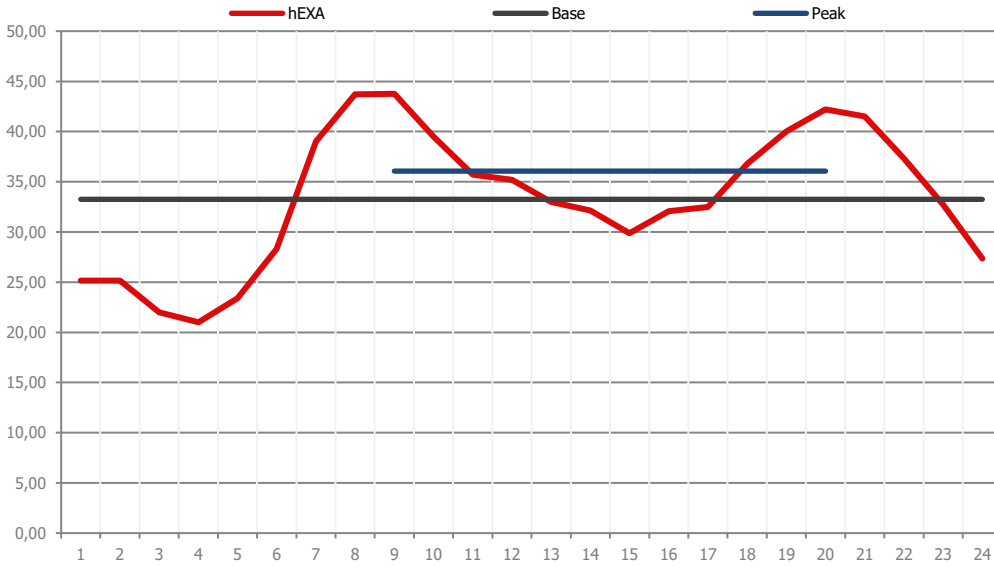
Hourly Prices [EUR/MWh]

Trade Day: **10.04.2018**

Delivery Day: **11.4.2018**

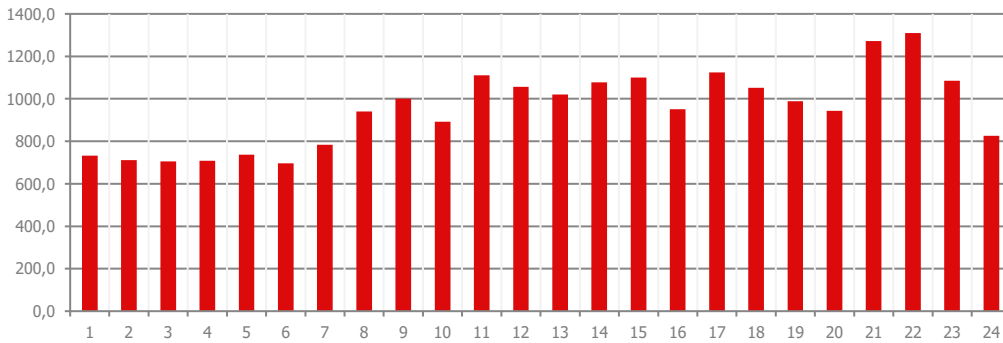
1	2	3	4	5	6	7	8	9	10	11	12	13	14	15	16	17	18	19	20	21	22	23	24
25,14	25,14	22,00	21,00	23,40	28,31	39,02	43,72	43,76	39,50	35,69	35,18	33,00	32,12	29,87	32,07	32,50	36,79	40,00	42,20	41,52	37,33	32,70	27,35
↓	↓	↓	↓	↓	↓	↓	↓	↓	↓	↓	↓	↓	↓	↓	↓	↓	↑	↓	↑	↑	↑	↓	↓

Hourly Product Results



Block Prices [EUR/MWh]

bEXAbase (01-24)	33,25	↓
bEXApeak (09-20)	36,06	↓
bEXAoffpeak (01-08/21-24)	30,44	↓
bEXAoffice (09-16)	35,15	↓
bEXAoff1 (01-08)	28,30	↓
bEXAoff2 (21-24)	34,72	↓
bEXAdream (01-06)	23,94	↓
bEXAlunch (11-14)	34,00	↓
bEXAteatime (17-20)	37,87	↓
bEXAmoonlight (01-04)	22,98	↓
bEXAsunrise (05-08)	33,61	↓
bEXAearlytwin (09-10)	41,63	↓
bEXAlatetwin (15-16)	30,97	↓
bEXAawakeup (07-08)	41,37	↓
bEXAprime (21-22)	39,42	↑



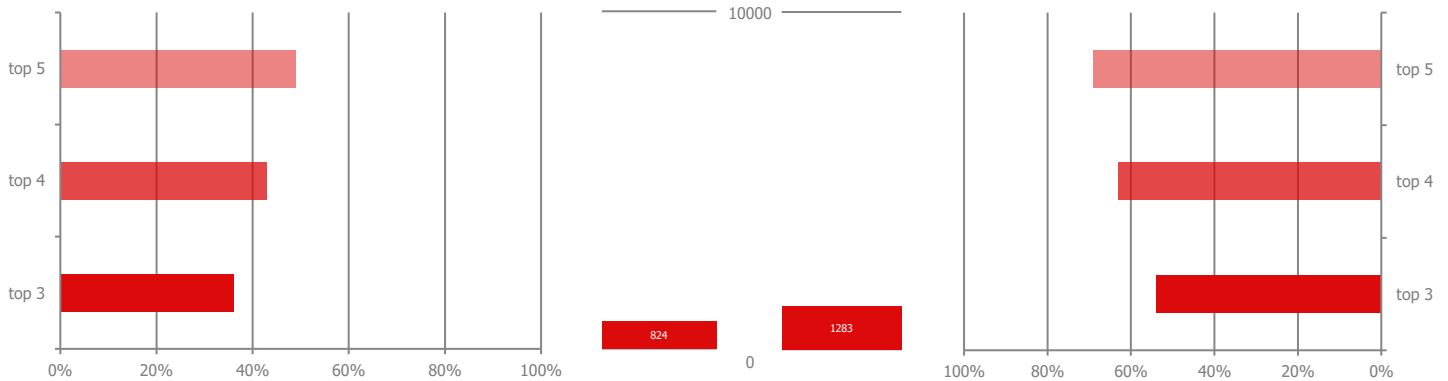
Volumes [MWh]

For Day: 11.4.2018	22.827,43	↓
Current Month	235.779,65	
Last Month	693.082,28	

Market Concentration **buying** side

Herfindahl Index

Market Concentration **selling** side

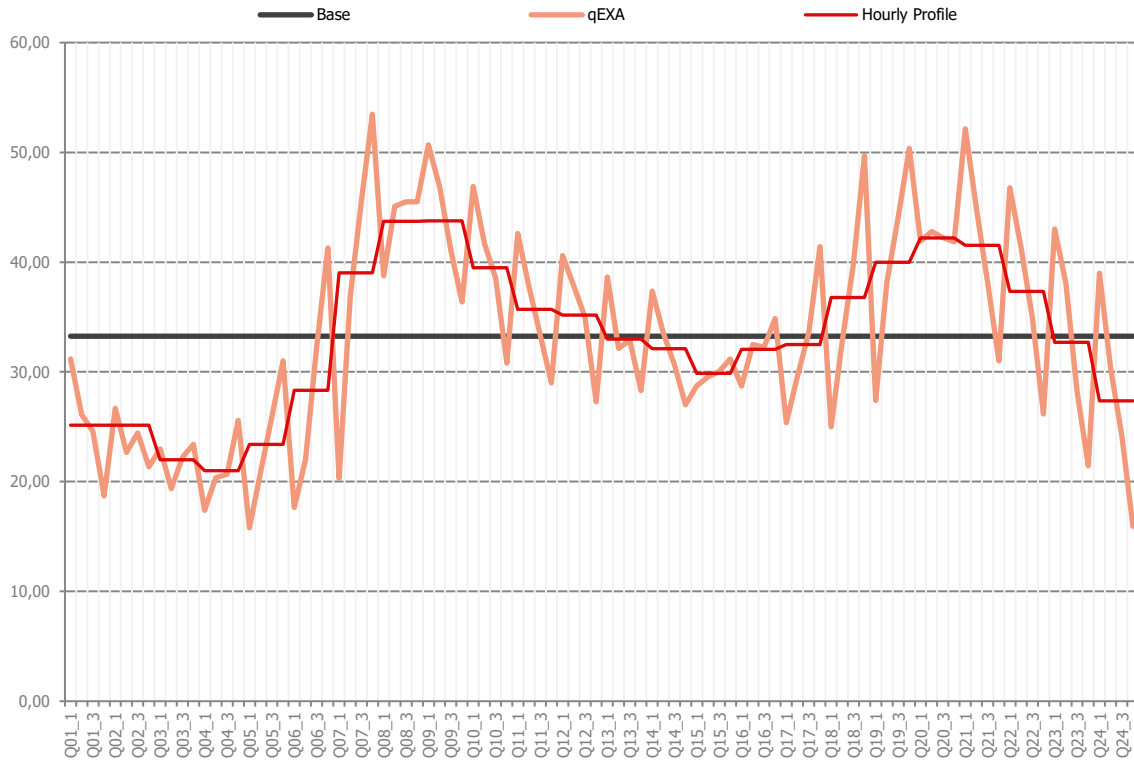


Marketshare of the 3/4/5 largest participants according to the daily trading volume. Herfindahl Index moving from a very large amount of very small participants (0) to a single monopoly (10000).

Disclaimer: All information presented by the EXAA Daily Spotlight is owned by the Energy Exchange Austria (EXAA). This information does not constitute any advice to buy or sell an energy product. EXAA does not assume the responsibility of the completeness or correctness of the information.

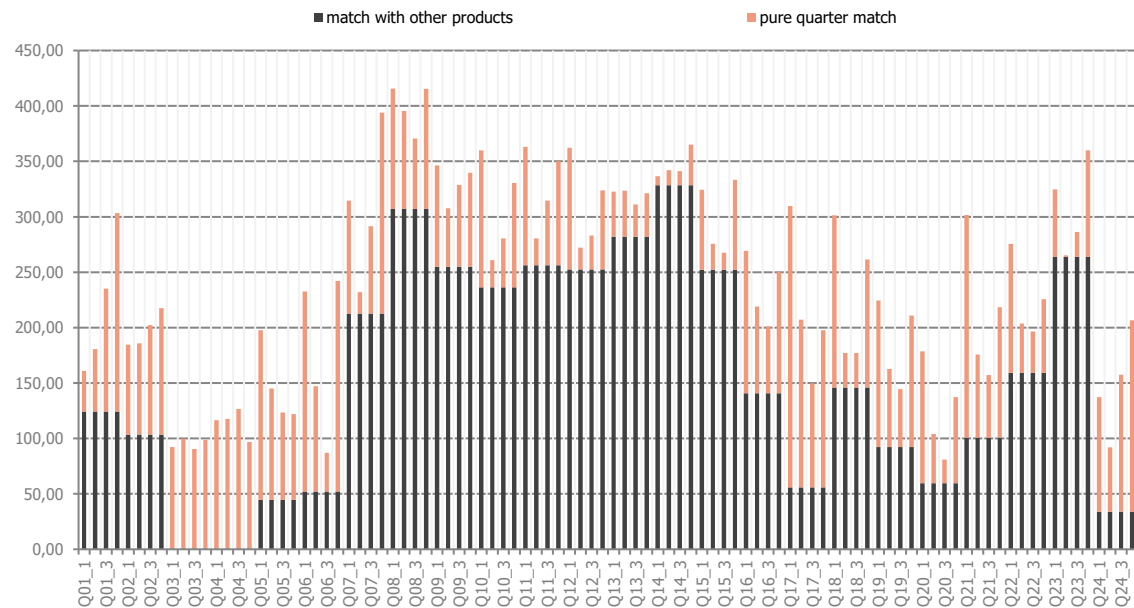
Quarter Hour Prices

Delivery Day: **11.4.2018**



Product / Price	Product / Price
Q01_1 31,17	Q13_1 38,64
Q01_2 26,10	Q13_2 32,15
Q01_3 24,60	Q13_3 32,91
Q01_4 18,70	Q13_4 28,30
Q02_1 26,69	Q14_1 37,37
Q02_2 22,67	Q14_2 33,52
Q02_3 24,45	Q14_3 30,60
Q02_4 21,35	Q14_4 27,00
Q03_1 22,99	Q15_1 28,74
Q03_2 19,36	Q15_2 29,55
Q03_3 22,24	Q15_3 30,03
Q03_4 23,40	Q15_4 31,17
Q04_1 17,40	Q16_1 28,71
Q04_2 20,36	Q16_2 32,50
Q04_3 20,67	Q16_3 32,22
Q04_4 25,57	Q16_4 34,85
Q05_1 15,80	Q17_1 25,37
Q05_2 20,89	Q17_2 29,63
Q05_3 25,90	Q17_3 33,58
Q05_4 31,00	Q17_4 41,42
Q06_1 17,64	Q18_1 25,01
Q06_2 22,00	Q18_2 32,67
Q06_3 32,29	Q18_3 39,75
Q06_4 41,29	Q18_4 49,71
Q07_1 20,31	Q19_1 27,40
Q07_2 36,90	Q19_2 38,19
Q07_3 45,40	Q19_3 44,05
Q07_4 53,48	Q19_4 50,36
Q08_1 38,76	Q20_1 41,90
Q08_2 45,10	Q20_2 42,80
Q08_3 45,50	Q20_3 42,24
Q08_4 45,50	Q20_4 41,85
Q09_1 50,70	Q21_1 52,16
Q09_2 46,88	Q21_2 44,82
Q09_3 41,10	Q21_3 38,10
Q09_4 36,37	Q21_4 31,00
Q10_1 46,90	Q22_1 46,79
Q10_2 41,71	Q22_2 41,36
Q10_3 38,57	Q22_3 35,00
Q10_4 30,80	Q22_4 26,16
Q11_1 42,60	Q23_1 43,01
Q11_2 37,77	Q23_2 38,09
Q11_3 33,39	Q23_3 28,25
Q11_4 29,00	Q23_4 21,45
Q12_1 40,59	Q24_1 39,00
Q12_2 37,84	Q24_2 30,30
Q12_3 35,00	Q24_3 24,16
Q12_4 27,28	Q24_4 15,92

Quarter Hour Volumes



Quarter Hour Product Indicators

qEXA MIN Price of the Day: 15,80 EUR/MWh	Q05_1	MIN Spread (hEXA - qEXA) of the Day: -14,46 EUR	Q07_4
qEXA MAX Price of the Day: 53,48 EUR/MWh	Q07_4	MAX Spread (hEXA - qEXA) of the Day: 18,71 EUR	Q07_1