

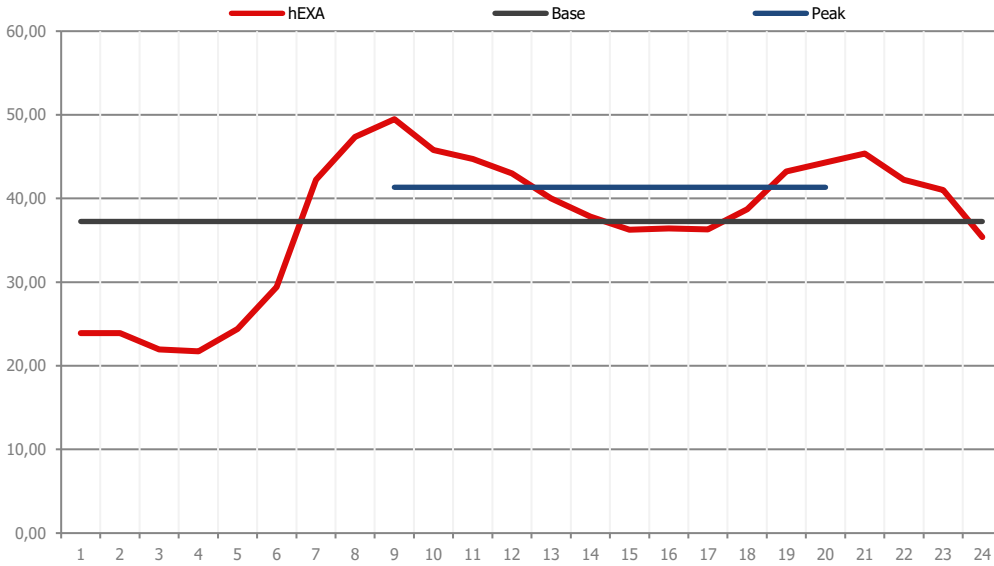
Hourly Prices [EUR/MWh]

Trade Day: **12.04.2018**

Delivery Day: **13.4.2018**

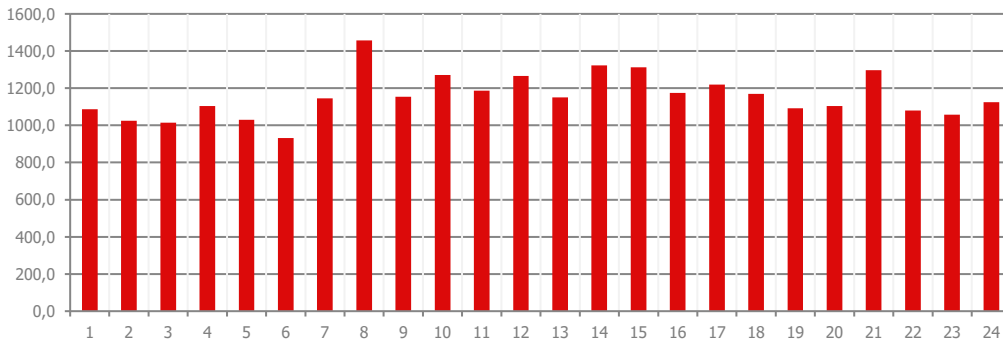
1	2	3	4	5	6	7	8	9	10	11	12	13	14	15	16	17	18	19	20	21	22	23	24
23,90	23,90	21,94	21,73	24,42	29,43	42,22	47,35	49,48	45,80	44,72	43,00	40,01	37,85	36,26	36,40	36,32	38,73	43,23	44,30	45,37	42,25	41,00	35,39
↓	↑	↑	↑	↑	↑	↑	↑	↑	↑	↑	↑	↑	↑	↑	↑	↑	↑	↑	↑	↑	↑	↑	↑

Hourly Product Results



Block Prices [EUR/MWh]

bEXAbase (01-24)	37,25	↑
bEXApeak (09-20)	41,34	↑
bEXAoffpeak (01-08/21-24)	33,16	↑
bEXAoffice (09-16)	41,69	↑
bEXAoff1 (01-08)	29,24	↑
bEXAoff2 (21-24)	41,00	↑
bEXAdream (01-06)	24,06	↑
bEXAlunch (11-14)	41,40	↑
bEXAteatime (17-20)	40,64	↑
bEXAmoonlight (01-04)	22,63	↑
bEXAsunrise (05-08)	35,85	↑
bEXAearlytwin (09-10)	47,64	↑
bEXAlatetwin (15-16)	36,33	↑
bEXAwakeup (07-08)	44,78	↑
bEXAprime (21-22)	43,81	↑



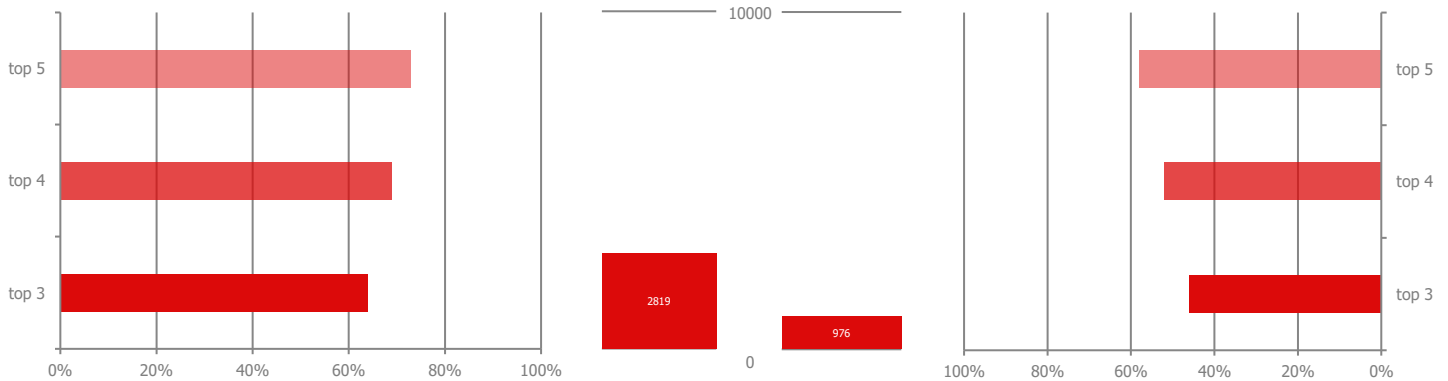
Volumes [MWh]

For Day: 13.4.2018	27.779,60	↓
Current Month	265.997,43	
Last Month	693.082,28	

Market Concentration **buying** side

Herfindahl Index

Market Concentration **selling** side

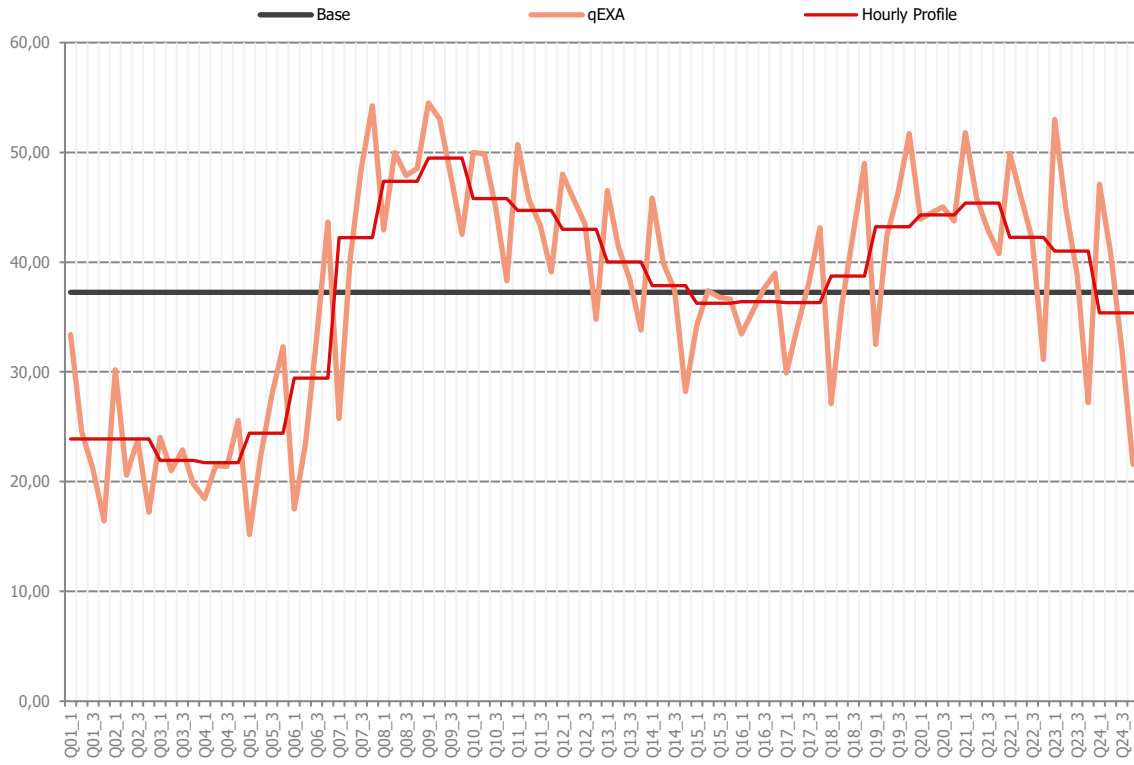


Marketshare of the 3/4/5 largest participants according to the daily trading volume. Herfindahl Index moving from a very large amount of very small participants (0) to a single monopoly (10000).

Disclaimer: All information presented by the EXAA Daily Spotlight is owned by the Energy Exchange Austria (EXAA). This information does not constitute any advice to buy or sell an energy product. EXAA does not assume the responsibility of the completeness or correctness of the information.

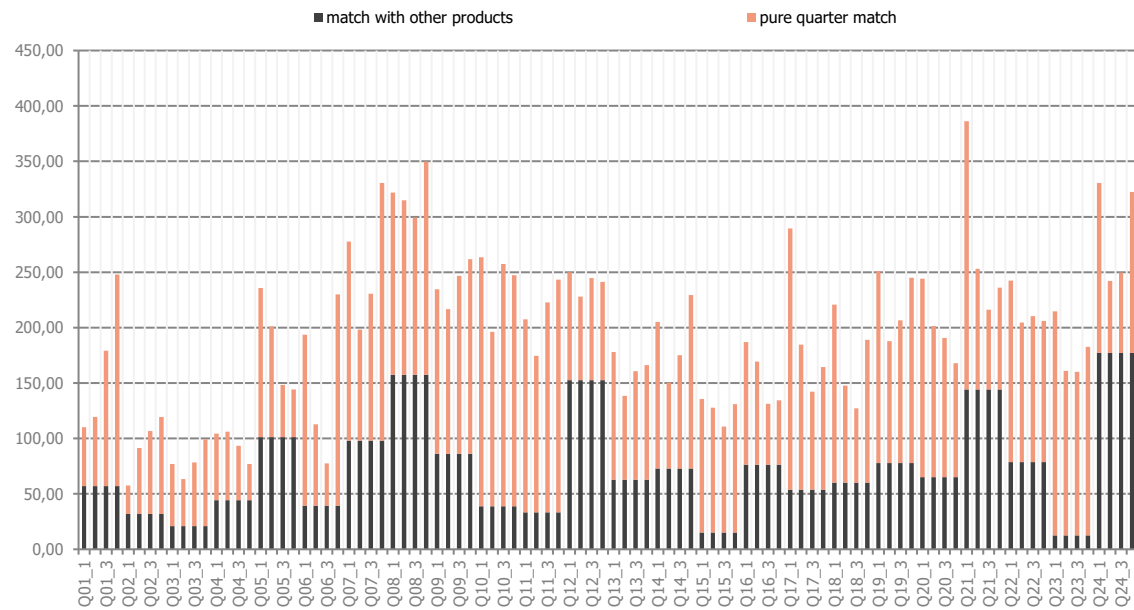
Quarter Hour Prices

Delivery Day: **13.4.2018**



Product /	Price	Product /	Price
Q01_1	33,40	Q13_1	46,51
Q01_2	24,56	Q13_2	41,33
Q01_3	21,19	Q13_3	38,41
Q01_4	16,43	Q13_4	33,80
Q02_1	30,18	Q14_1	45,85
Q02_2	20,60	Q14_2	39,90
Q02_3	23,79	Q14_3	37,45
Q02_4	17,20	Q14_4	28,20
Q03_1	24,05	Q15_1	34,21
Q03_2	21,00	Q15_2	37,39
Q03_3	22,91	Q15_3	36,80
Q03_4	19,78	Q15_4	36,64
Q04_1	18,47	Q16_1	33,45
Q04_2	21,48	Q16_2	35,53
Q04_3	21,38	Q16_3	37,60
Q04_4	25,59	Q16_4	39,00
Q05_1	15,18	Q17_1	29,90
Q05_2	22,28	Q17_2	34,15
Q05_3	27,90	Q17_3	38,10
Q05_4	32,30	Q17_4	43,13
Q06_1	17,50	Q18_1	27,11
Q06_2	23,41	Q18_2	36,21
Q06_3	33,13	Q18_3	42,60
Q06_4	43,67	Q18_4	49,00
Q07_1	25,75	Q19_1	32,48
Q07_2	40,40	Q19_2	42,40
Q07_3	48,46	Q19_3	46,32
Q07_4	54,26	Q19_4	51,70
Q08_1	42,94	Q20_1	43,92
Q08_2	50,00	Q20_2	44,50
Q08_3	47,90	Q20_3	45,02
Q08_4	48,54	Q20_4	43,76
Q09_1	54,50	Q21_1	51,80
Q09_2	53,05	Q21_2	45,89
Q09_3	47,85	Q21_3	43,00
Q09_4	42,52	Q21_4	40,77
Q10_1	50,00	Q22_1	49,89
Q10_2	49,88	Q22_2	45,90
Q10_3	45,01	Q22_3	42,07
Q10_4	38,31	Q22_4	31,12
Q11_1	50,73	Q23_1	53,00
Q11_2	45,70	Q23_2	44,88
Q11_3	43,36	Q23_3	38,90
Q11_4	39,10	Q23_4	27,20
Q12_1	48,02	Q24_1	47,10
Q12_2	45,70	Q24_2	40,80
Q12_3	43,49	Q24_3	32,09
Q12_4	34,79	Q24_4	21,58

Quarter Hour Volumes



Quarter Hour Product Indicators

qEXA MIN Price of the Day:	15,18 EUR/MWh	Q05_1	MIN Spread (hEXA - qEXA) of the Day:	-14,24 EUR	Q06_4
qEXA MAX Price of the Day:	54,50 EUR/MWh	Q09_1	MAX Spread (hEXA - qEXA) of the Day:	16,47 EUR	Q07_1