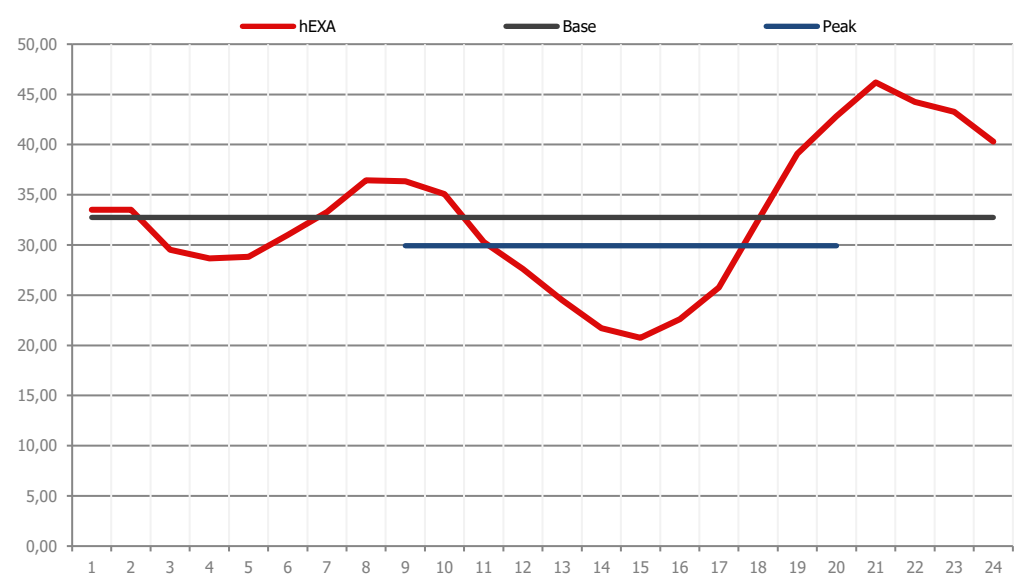


Hourly Prices [EUR/MWh] Trade Day: **13.04.2018** Delivery Day: **14.4.2018**

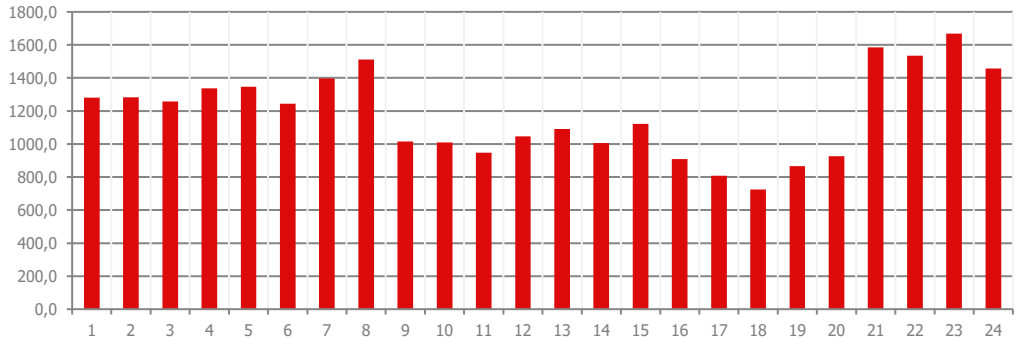
1	2	3	4	5	6	7	8	9	10	11	12	13	14	15	16	17	18	19	20	21	22	23	24	
33,49	33,49	29,51	28,66	28,82	31,00	33,27	36,43	36,35	35,07	30,28	27,62	24,50	21,70	20,75	22,60	25,77	32,50	39,09	42,82	46,19	44,25	43,26	40,31	
↑	↑	↑	↑	↑	↑	↓	↓	↓	↓	↓	↓	↓	↓	↓	↓	↓	↓	↓	↓	↓	↑	↑	↑	↑

Hourly Product Results



Block Prices [EUR/MWh]

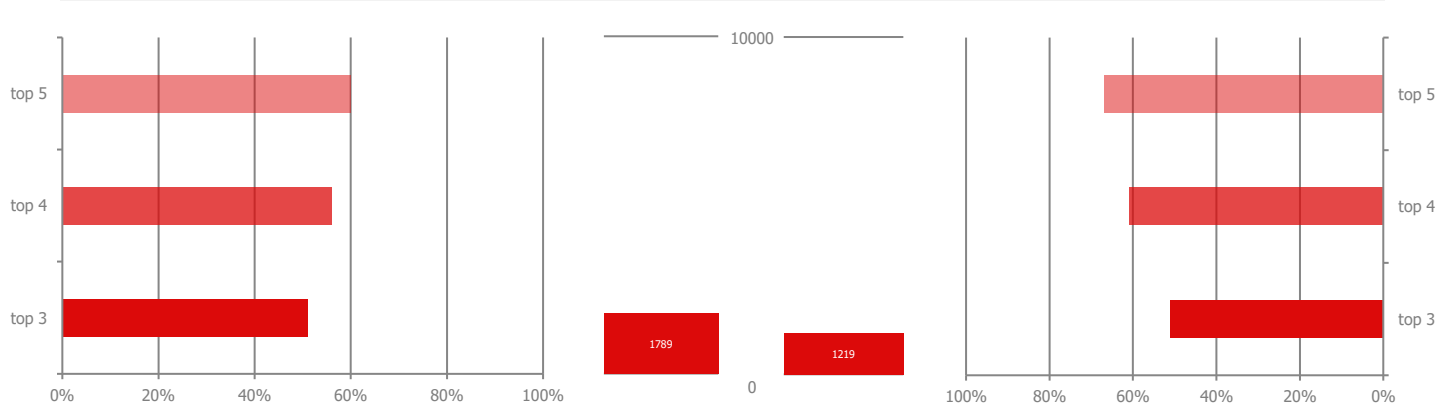
bEXAbase (01-24)	32,74	↓
bEXApeak (09-20)	29,92	↓
bEXAoffpeak (01-08/21-24)	35,57	↑
bEXAoffice (09-16)	27,36	↓
bEXAoff1 (01-08)	31,60	↑
bEXAoff2 (21-24)	43,50	↑
bEXAdream (01-06)	30,52	↑
bEXAlunch (11-14)	26,02	↓
bEXAteatime (17-20)	35,04	↓
bEXAmoonlight (01-04)	30,83	↑
bEXAsunrise (05-08)	32,38	↓
bEXAearlytwin (09-10)	35,71	↓
bEXAlatetwin (15-16)	21,68	↓
bEXAwakeup (07-08)	34,85	↓
bEXAprime (21-22)	45,22	↑



Volumes [MWh]

For Day: 14.4.2018	28.370,93	↑
Current Month	355.496,50	
Last Month	693.082,28	

Market Concentration **buying** side Herfindahl Index Market Concentration **selling** side

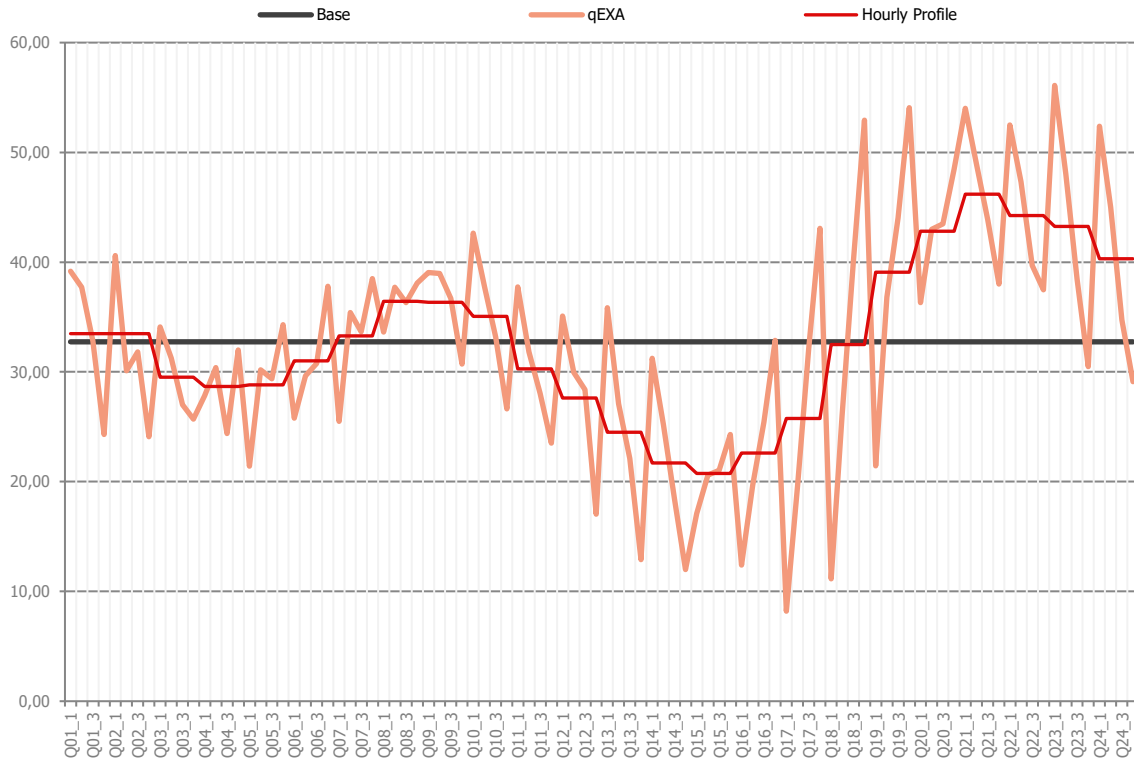


Marketshare of the 3/4/5 largest participants according to the daily trading volume. Herfindahl Index moving from a very large amount of very small participants (0) to a single monopoly (10000).

Disclaimer: All information presented by the EXAA Daily Spotlight is owned by the Energy Exchange Austria (EXAA). This information does not constitute any advice to buy or sell an energy product. EXAA does not assume the responsibility of the completeness or correctness of the information.

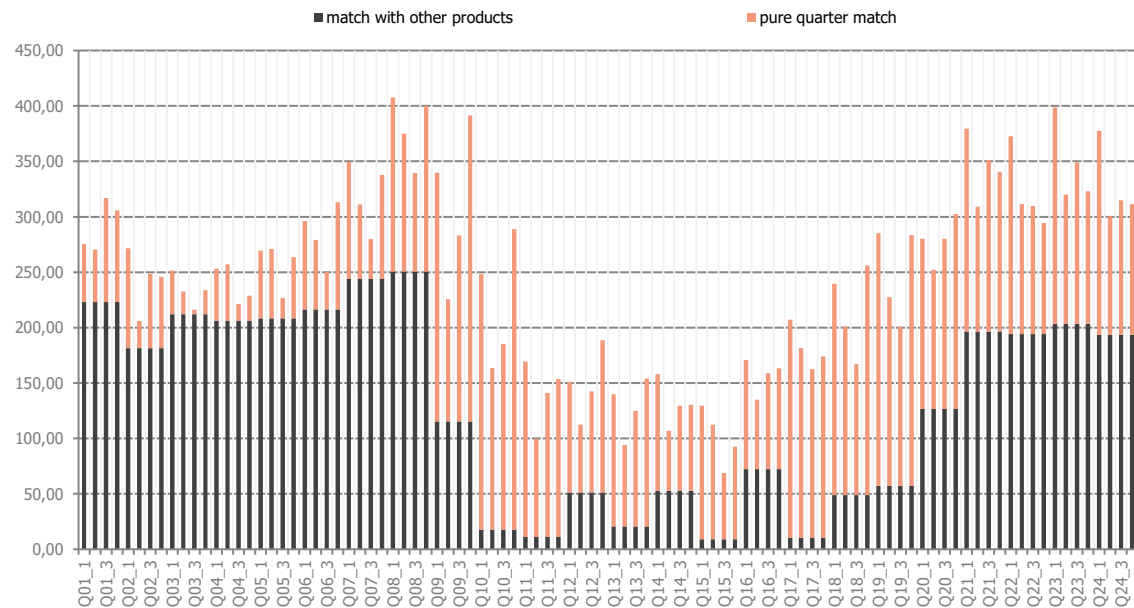
Quarter Hour Prices

Delivery Day: **14.4.2018**



Product /	Price	Product /	Price
Q01_1	39,16	Q13_1	35,86
Q01_2	37,70	Q13_2	27,11
Q01_3	32,80	Q13_3	22,12
Q01_4	24,30	Q13_4	12,90
Q02_1	40,60	Q14_1	31,24
Q02_2	30,11	Q14_2	25,20
Q02_3	31,82	Q14_3	18,36
Q02_4	24,10	Q14_4	12,00
Q03_1	34,10	Q15_1	17,09
Q03_2	31,23	Q15_2	20,59
Q03_3	27,00	Q15_3	21,02
Q03_4	25,70	Q15_4	24,30
Q04_1	27,84	Q16_1	12,39
Q04_2	30,40	Q16_2	19,70
Q04_3	24,40	Q16_3	25,44
Q04_4	32,00	Q16_4	32,88
Q05_1	21,40	Q17_1	8,20
Q05_2	30,18	Q17_2	19,61
Q05_3	29,38	Q17_3	32,16
Q05_4	34,30	Q17_4	43,09
Q06_1	25,80	Q18_1	11,14
Q06_2	29,63	Q18_2	26,00
Q06_3	30,77	Q18_3	39,93
Q06_4	37,80	Q18_4	52,93
Q07_1	25,50	Q19_1	21,44
Q07_2	35,40	Q19_2	36,80
Q07_3	33,66	Q19_3	44,05
Q07_4	38,50	Q19_4	54,08
Q08_1	33,63	Q20_1	36,30
Q08_2	37,70	Q20_2	43,00
Q08_3	36,30	Q20_3	43,50
Q08_4	38,10	Q20_4	48,46
Q09_1	39,05	Q21_1	54,00
Q09_2	38,97	Q21_2	48,90
Q09_3	36,68	Q21_3	43,87
Q09_4	30,70	Q21_4	38,00
Q10_1	42,65	Q22_1	52,50
Q10_2	37,80	Q22_2	47,30
Q10_3	33,20	Q22_3	39,70
Q10_4	26,64	Q22_4	37,48
Q11_1	37,75	Q23_1	56,10
Q11_2	31,83	Q23_2	48,00
Q11_3	28,02	Q23_3	38,48
Q11_4	23,50	Q23_4	30,47
Q12_1	35,08	Q24_1	52,39
Q12_2	29,95	Q24_2	45,00
Q12_3	28,39	Q24_3	34,73
Q12_4	17,04	Q24_4	29,12

Quarter Hour Volumes



Quarter Hour Product Indicators

qEXA MIN Price of the Day:	8,20 EUR/MWh	Q17_1	MIN Spread (hEXA - qEXA) of the Day:	-20,43 EUR	Q18_4
qEXA MAX Price of the Day:	56,10 EUR/MWh	Q23_1	MAX Spread (hEXA - qEXA) of the Day:	21,36 EUR	Q18_1

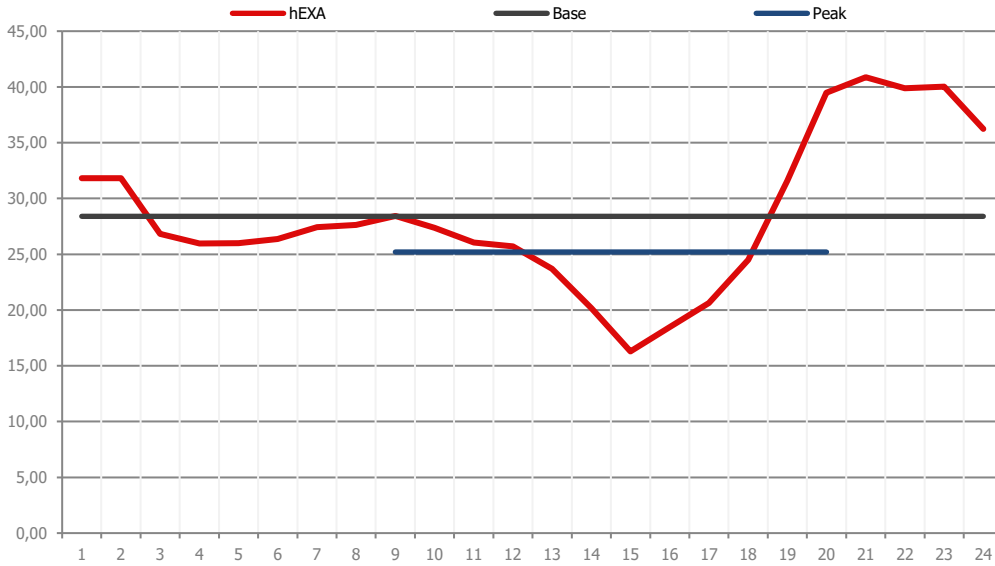
Hourly Prices [EUR/MWh]

Trade Day: **13.04.2018**

Delivery Day: **15.4.2018**

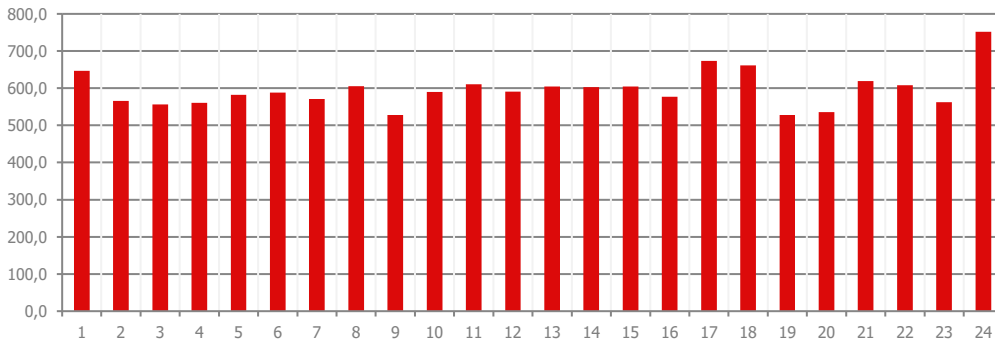
1	2	3	4	5	6	7	8	9	10	11	12	13	14	15	16	17	18	19	20	21	22	23	24
31,83	31,83	26,84	25,97	26,00	26,38	27,43	27,63	28,43	27,37	26,05	25,70	23,70	20,16	16,29	18,47	20,64	24,51	31,58	39,49	40,87	39,89	40,03	36,23
↓	↑	↓	↓	↓	↓	↓	↓	↓	↓	↓	↓	↓	↓	↓	↓	↓	↓	↓	↓	↓	↓	↓	↓

Hourly Product Results



Block Prices [EUR/MWh]

bEXAbase (01-24)	28,40	↓
bEXApeak (09-20)	25,20	↓
bEXAoffpeak (01-08/21-24)	31,60	↓
bEXAoffice (09-16)	23,27	↓
bEXAoff1 (01-08)	27,77	↓
bEXAoff2 (21-24)	39,26	↓
bEXAdream (01-06)	27,85	↓
bEXAlunch (11-14)	23,90	↓
bEXAteatime (17-20)	29,06	↓
bEXAmoonlight (01-04)	28,68	↓
bEXAsunrise (05-08)	26,86	↓
bEXAearlytwin (09-10)	27,90	↓
bEXAlatetwin (15-16)	17,38	↓
bEXAwakeup (07-08)	27,53	↓
bEXAprime (21-22)	40,38	↓



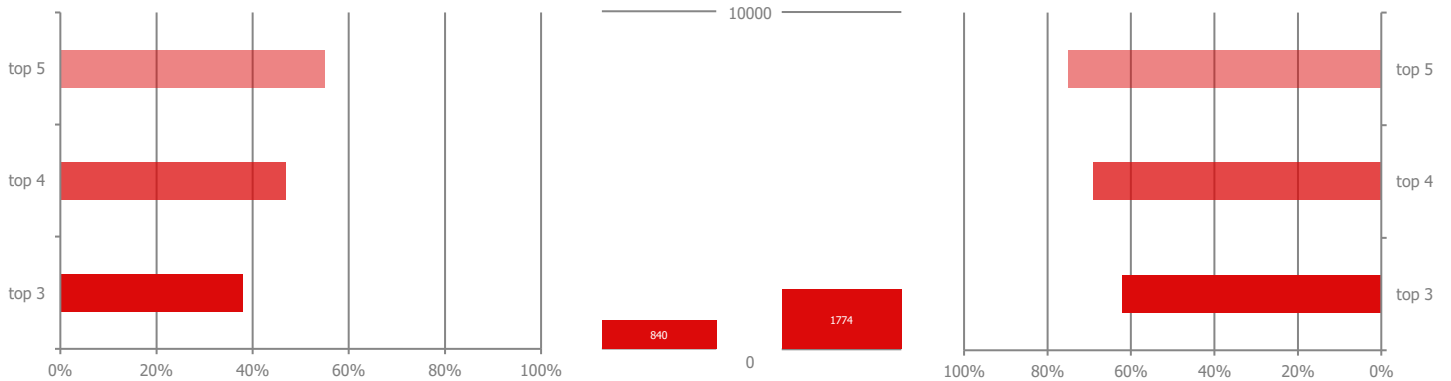
Volumes [MWh]

For Day: 15.4.2018	14.324,73	↓
Current Month	355.496,50	
Last Month	693.082,28	

Market Concentration **buying** side

Herfindahl Index

Market Concentration **selling** side

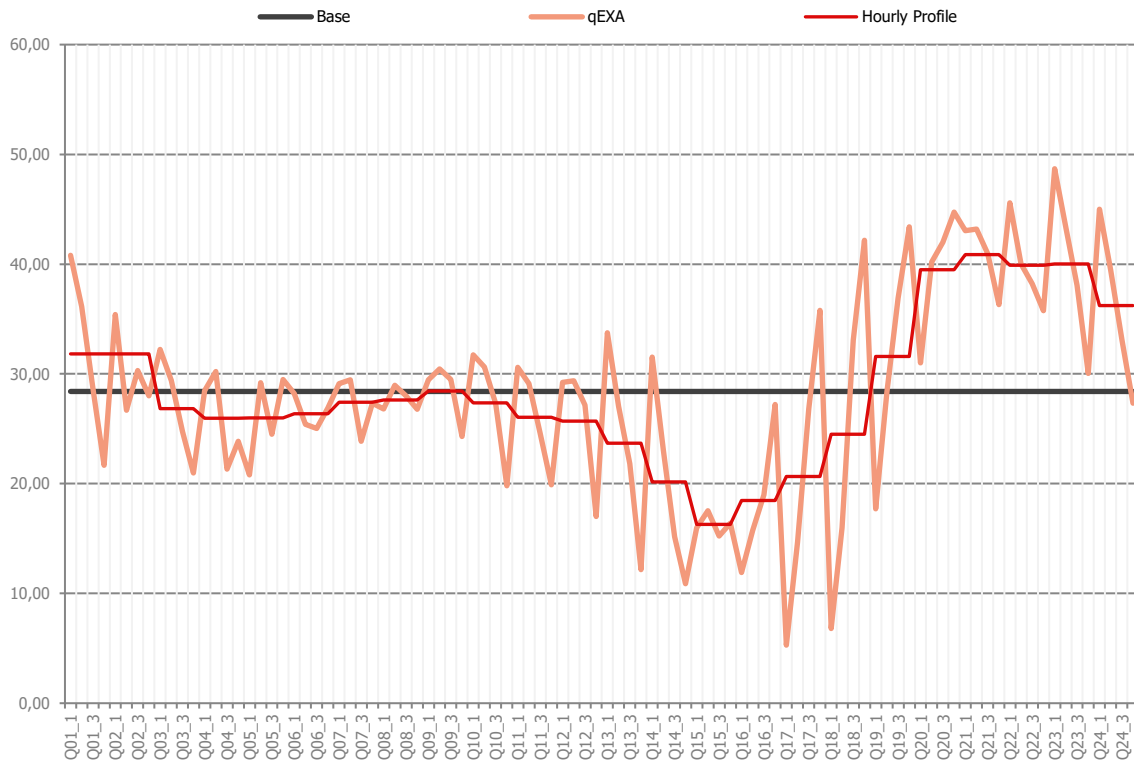


Marketshare of the 3/4/5 largest participants according to the daily trading volume. Herfindahl Index moving from a very large amount of very small participants (0) to a single monopoly (10000).

Disclaimer: All information presented by the EXAA Daily Spotlight is owned by the Energy Exchange Austria (EXAA). This information does not constitute any advice to buy or sell an energy product. EXAA does not assume the responsibility of the completeness or correctness of the information.

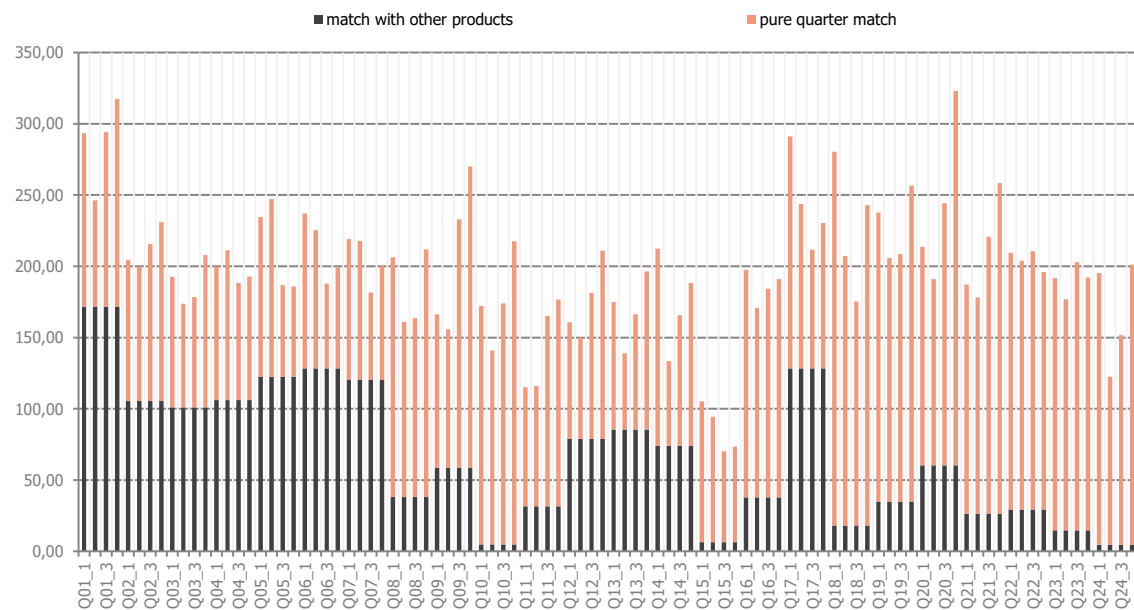
Quarter Hour Prices

Delivery Day: **15.4.2018**



Product / Price	Product / Price
Q01_1 40,80	Q13_1 33,76
Q01_2 36,14	Q13_2 27,05
Q01_3 28,70	Q13_3 21,81
Q01_4 21,68	Q13_4 12,16
Q02_1 35,40	Q14_1 31,54
Q02_2 26,70	Q14_2 23,03
Q02_3 30,31	Q14_3 15,18
Q02_4 28,00	Q14_4 10,89
Q03_1 32,23	Q15_1 15,99
Q03_2 29,40	Q15_2 17,54
Q03_3 24,73	Q15_3 15,22
Q03_4 20,98	Q15_4 16,40
Q04_1 28,46	Q16_1 11,91
Q04_2 30,21	Q16_2 15,75
Q04_3 21,33	Q16_3 19,00
Q04_4 23,87	Q16_4 27,21
Q05_1 20,80	Q17_1 5,29
Q05_2 29,19	Q17_2 14,68
Q05_3 24,51	Q17_3 26,80
Q05_4 29,50	Q17_4 35,80
Q06_1 28,20	Q18_1 6,79
Q06_2 25,40	Q18_2 16,00
Q06_3 25,02	Q18_3 33,09
Q06_4 26,90	Q18_4 42,17
Q07_1 29,10	Q19_1 17,72
Q07_2 29,45	Q19_2 28,31
Q07_3 23,85	Q19_3 36,90
Q07_4 27,32	Q19_4 43,40
Q08_1 26,80	Q20_1 31,02
Q08_2 28,96	Q20_2 40,20
Q08_3 28,00	Q20_3 42,00
Q08_4 26,77	Q20_4 44,75
Q09_1 29,46	Q21_1 43,04
Q09_2 30,46	Q21_2 43,18
Q09_3 29,49	Q21_3 40,94
Q09_4 24,30	Q21_4 36,30
Q10_1 31,73	Q22_1 45,60
Q10_2 30,64	Q22_2 40,02
Q10_3 27,30	Q22_3 38,20
Q10_4 19,80	Q22_4 35,75
Q11_1 30,61	Q23_1 48,69
Q11_2 29,10	Q23_2 43,34
Q11_3 24,60	Q23_3 38,05
Q11_4 19,90	Q23_4 30,05
Q12_1 29,24	Q24_1 45,01
Q12_2 29,38	Q24_2 39,46
Q12_3 27,16	Q24_3 33,13
Q12_4 17,02	Q24_4 27,32

Quarter Hour Volumes



Quarter Hour Product Indicators

qEXA MIN Price of the Day: 5,29 EUR/MWh	Q17_1	MIN Spread (hEXA - qEXA) of the Day: -17,66 EUR	Q18_4
qEXA MAX Price of the Day: 48,69 EUR/MWh	Q23_1	MAX Spread (hEXA - qEXA) of the Day: 17,72 EUR	Q18_1

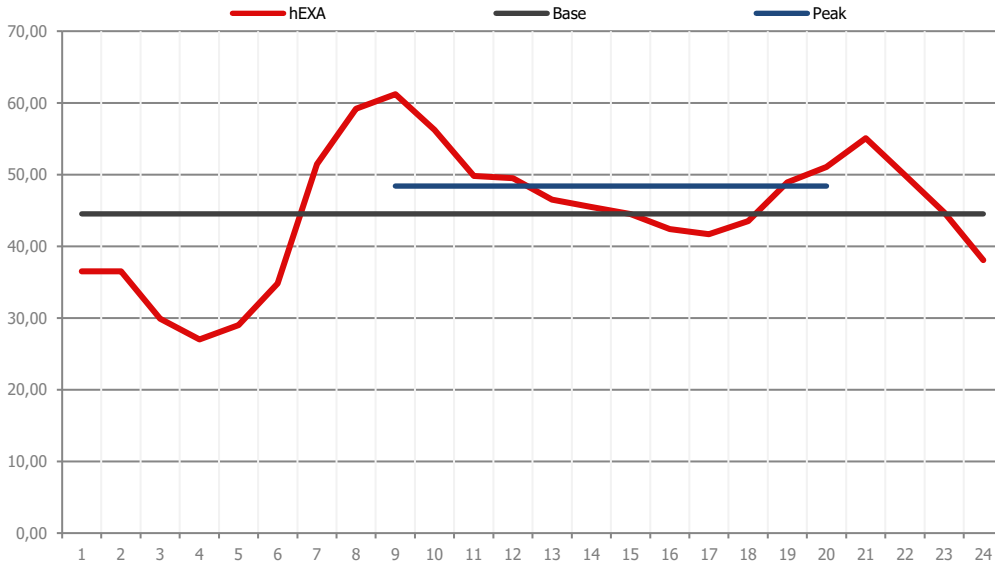
Hourly Prices [EUR/MWh]

Trade Day: **13.04.2018**

Delivery Day: **16.4.2018**

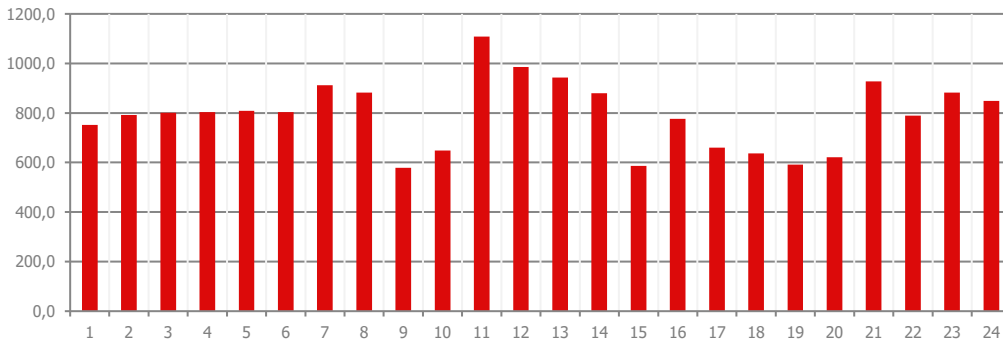
1	2	3	4	5	6	7	8	9	10	11	12	13	14	15	16	17	18	19	20	21	22	23	24
36,50	36,50	29,90	27,01	29,02	34,82	51,44	59,17	61,21	56,25	49,79	49,51	46,49	45,49	44,49	42,39	41,70	43,50	48,90	51,08	55,06	49,96	44,70	38,07
↑	↑	↑	↑	↑	↑	↑	↑	↑	↑	↑	↑	↑	↑	↑	↑	↑	↑	↑	↑	↑	↑	↑	↑

Hourly Product Results



Block Prices [EUR/MWh]

bEXAbase (01-24)	44,52	↑
bEXApeak (09-20)	48,40	↑
bEXAoffpeak (01-08/21-24)	40,64	↑
bEXAoffice (09-16)	49,45	↑
bEXAoff1 (01-08)	37,48	↑
bEXAoff2 (21-24)	46,95	↑
bEXAdream (01-06)	31,54	↑
bEXAlunch (11-14)	47,82	↑
bEXAteatime (17-20)	46,29	↑
bEXAmoonlight (01-04)	31,35	↑
bEXAsunrise (05-08)	43,61	↑
bEXAearlytwin (09-10)	58,73	↑
bEXAlatetwin (15-16)	43,44	↑
bEXAwakeup (07-08)	55,30	↑
bEXAprime (21-22)	52,51	↑



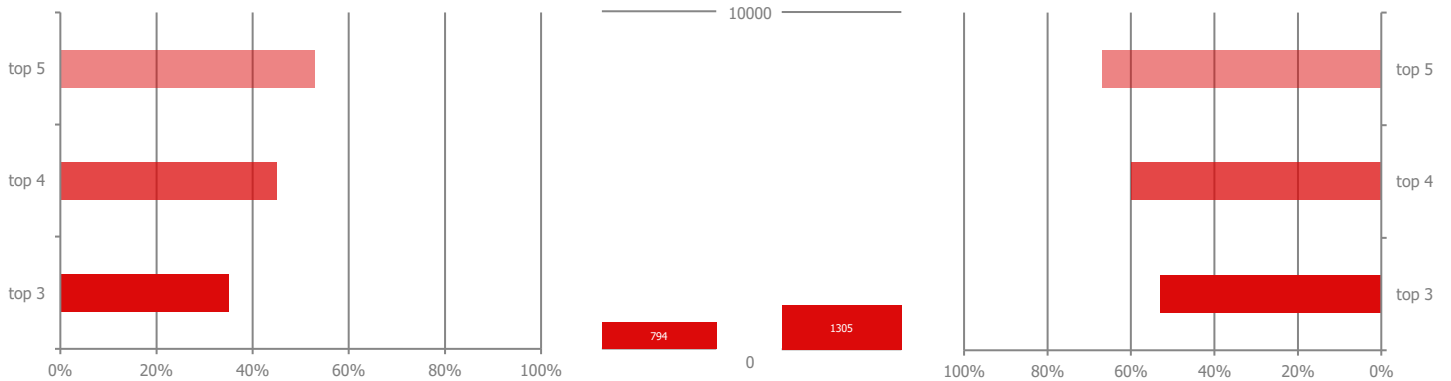
Volumes [MWh]

For Day: 16.4.2018	19.023,83	↑
Current Month	355.496,50	
Last Month	693.082,28	

Market Concentration **buying** side

Herfindahl Index

Market Concentration **selling** side

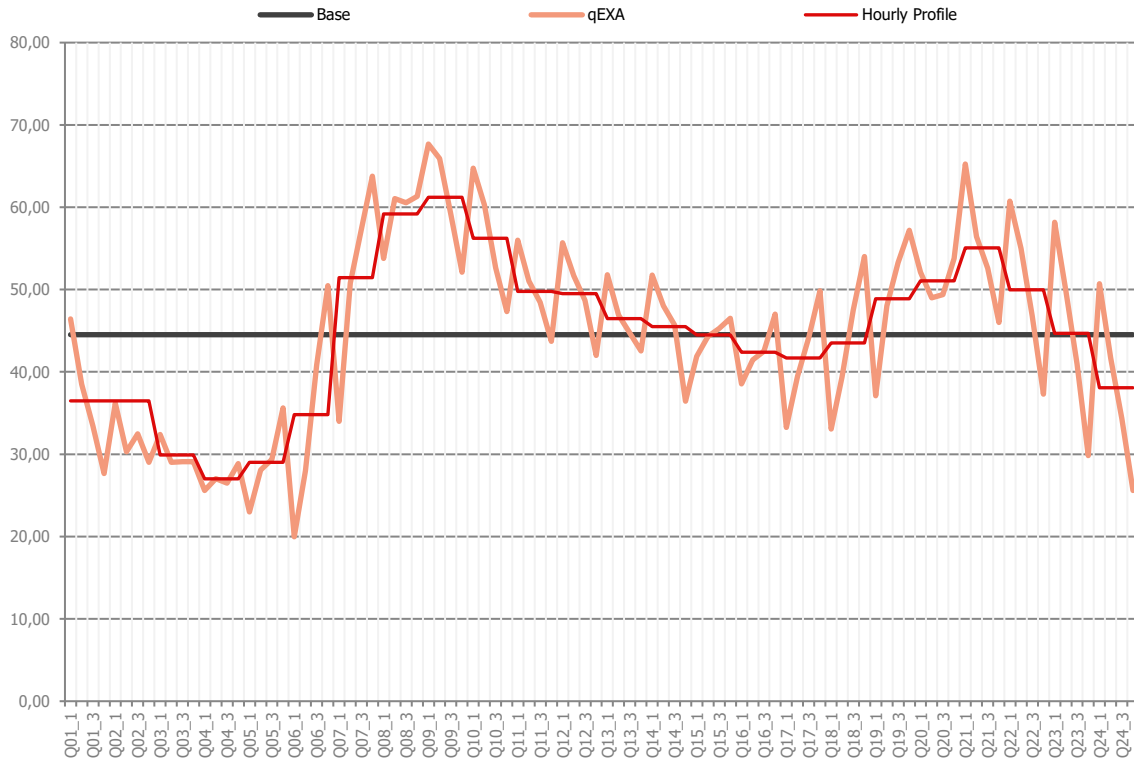


Marketshare of the 3/4/5 largest participants according to the daily trading volume. Herfindahl Index moving from a very large amount of very small participants (0) to a single monopoly (10000).

Disclaimer: All information presented by the EXAA Daily Spotlight is owned by the Energy Exchange Austria (EXAA). This information does not constitute any advice to buy or sell an energy product. EXAA does not assume the responsibility of the completeness or correctness of the information.

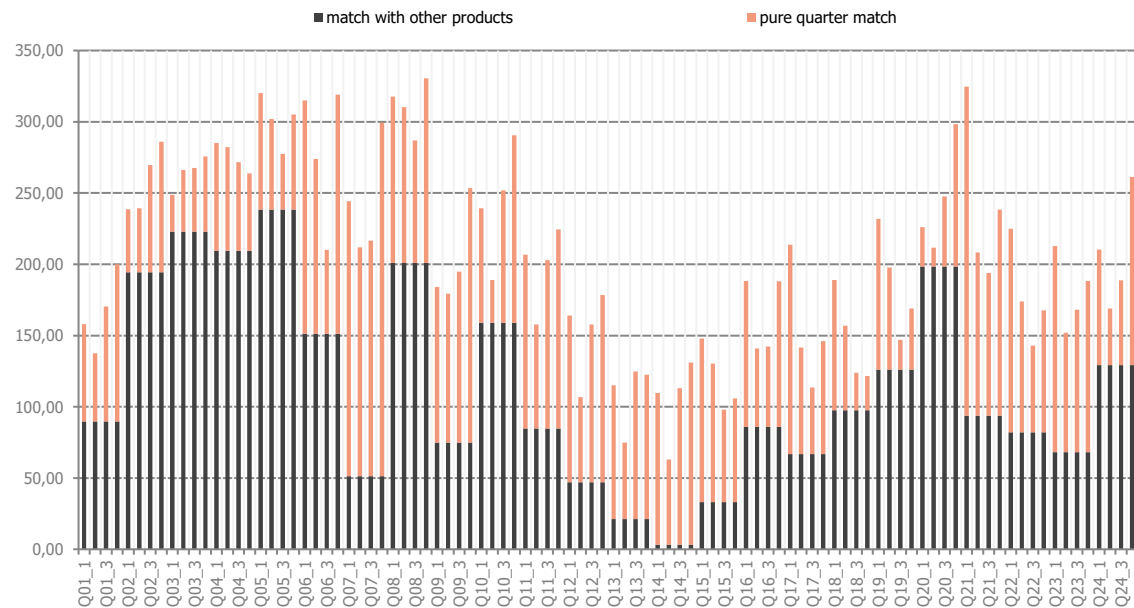
Quarter Hour Prices

Delivery Day: **16.4.2018**



Product / Price	Product / Price
Q01_1 46,42	Q13_1 51,80
Q01_2 38,49	Q13_2 46,90
Q01_3 33,43	Q13_3 44,73
Q01_4 27,65	Q13_4 42,53
Q02_1 36,22	Q14_1 51,78
Q02_2 30,30	Q14_2 48,04
Q02_3 32,48	Q14_3 45,70
Q02_4 29,00	Q14_4 36,44
Q03_1 32,38	Q15_1 41,90
Q03_2 29,02	Q15_2 44,30
Q03_3 29,10	Q15_3 45,27
Q03_4 29,10	Q15_4 46,50
Q04_1 25,60	Q16_1 38,56
Q04_2 27,05	Q16_2 41,47
Q04_3 26,50	Q16_3 42,50
Q04_4 28,87	Q16_4 47,02
Q05_1 23,00	Q17_1 33,27
Q05_2 28,09	Q17_2 39,46
Q05_3 29,38	Q17_3 44,19
Q05_4 35,62	Q17_4 49,87
Q06_1 19,97	Q18_1 33,06
Q06_2 28,00	Q18_2 39,40
Q06_3 40,84	Q18_3 47,54
Q06_4 50,46	Q18_4 54,00
Q07_1 34,00	Q19_1 37,09
Q07_2 50,78	Q19_2 48,04
Q07_3 57,20	Q19_3 53,27
Q07_4 63,76	Q19_4 57,21
Q08_1 53,80	Q20_1 52,10
Q08_2 61,05	Q20_2 49,00
Q08_3 60,53	Q20_3 49,40
Q08_4 61,31	Q20_4 53,80
Q09_1 67,68	Q21_1 65,26
Q09_2 65,90	Q21_2 56,42
Q09_3 59,14	Q21_3 52,57
Q09_4 52,10	Q21_4 46,00
Q10_1 64,74	Q22_1 60,76
Q10_2 60,27	Q22_2 55,00
Q10_3 52,67	Q22_3 46,80
Q10_4 47,31	Q22_4 37,28
Q11_1 56,00	Q23_1 58,16
Q11_2 51,03	Q23_2 49,84
Q11_3 48,44	Q23_3 40,97
Q11_4 43,70	Q23_4 29,83
Q12_1 55,67	Q24_1 50,71
Q12_2 51,68	Q24_2 41,70
Q12_3 48,70	Q24_3 34,30
Q12_4 42,00	Q24_4 25,58

Quarter Hour Volumes



Quarter Hour Product Indicators

qEXA MIN Price of the Day: 19,97 EUR/MWh	Q06_1	MIN Spread (hEXA - qEXA) of the Day: -15,64 EUR	Q06_4
qEXA MAX Price of the Day: 67,68 EUR/MWh	Q09_1	MAX Spread (hEXA - qEXA) of the Day: 17,44 EUR	Q07_1