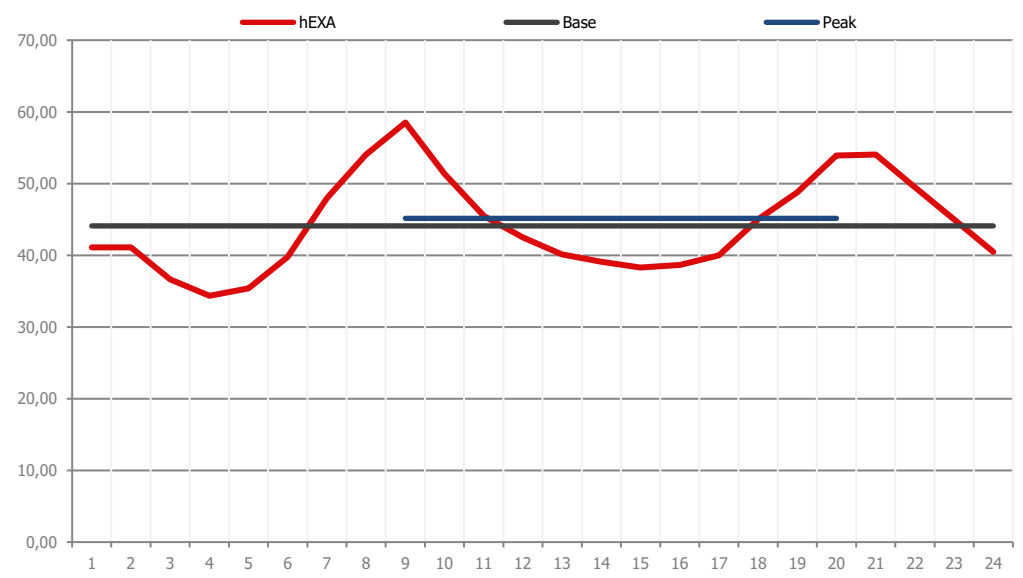


Hourly Prices [EUR/MWh] Trade Day: **16.04.2018** Delivery Day: **17.4.2018**

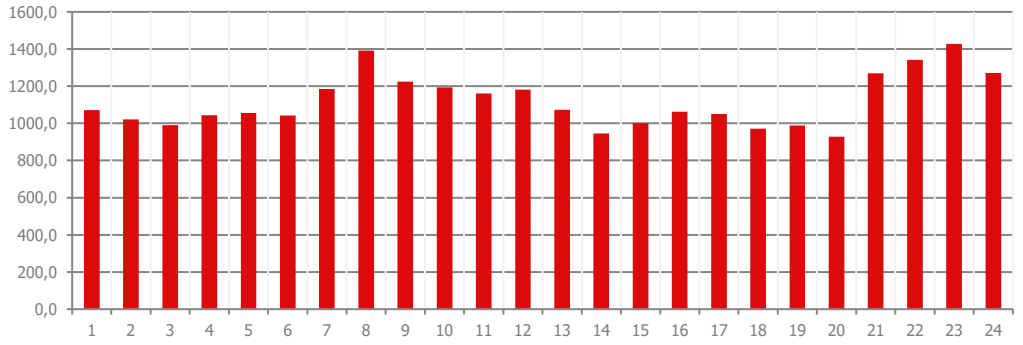
1	2	3	4	5	6	7	8	9	10	11	12	13	14	15	16	17	18	19	20	21	22	23	24
41,10	41,10	36,65	34,35	35,37	39,76	48,00	54,05	58,51	51,36	45,50	42,50	40,11	39,10	38,31	38,65	40,00	45,05	48,79	53,93	54,07	49,50	44,97	40,48
↑	↑	↑	↑	↑	↑	↓	↓	↓	↓	↓	↓	↓	↓	↓	↓	↓	↑	↓	↑	↓	↓	↑	↑

Hourly Product Results



Block Prices [EUR/MWh]

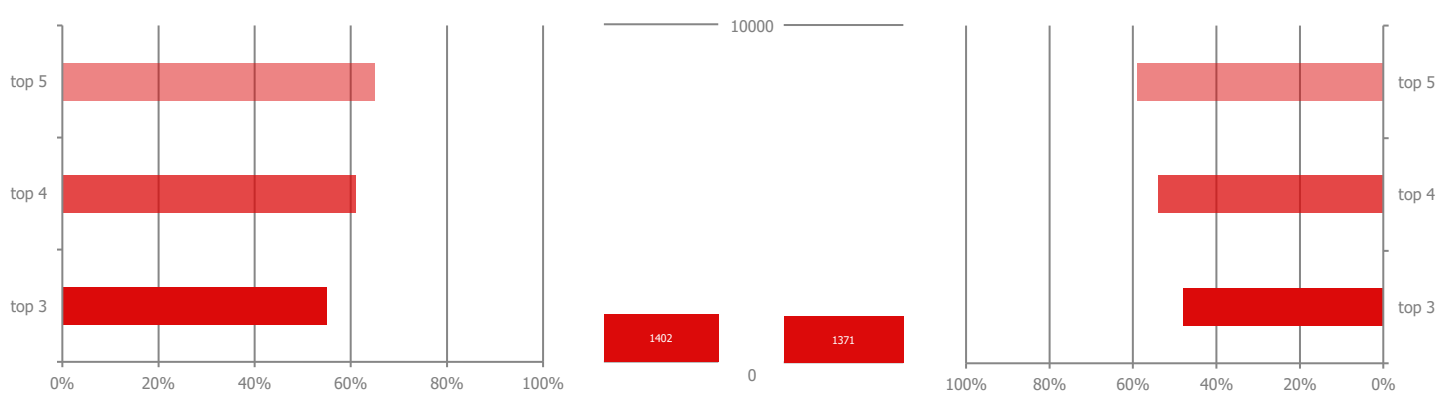
bEXAbase (01-24)	44,10	↓
bEXApeak (09-20)	45,15	↓
bEXAoffpeak (01-08/21-24)	43,05	↑
bEXAoffice (09-16)	44,25	↓
bEXAoff1 (01-08)	40,95	↑
bEXAoff2 (21-24)	47,25	↑
bEXAdream (01-06)	37,60	↑
bEXAlunch (11-14)	41,80	↓
bEXAteatime (17-20)	46,94	↑
bEXAmoonlight (01-04)	37,62	↑
bEXAsunrise (05-08)	44,29	↑
bEXAearlytwin (09-10)	54,93	↓
bEXAlatetwin (15-16)	38,48	↓
bEXAawakeup (07-08)	51,02	↓
bEXAprime (21-22)	51,79	↓



Volumes [MWh]

For Day: 17.4.2018	26.893,60	↑
Current Month	382.390,10	
Last Month	693.082,28	

Market Concentration **buying** side Herfindahl Index Market Concentration **selling** side

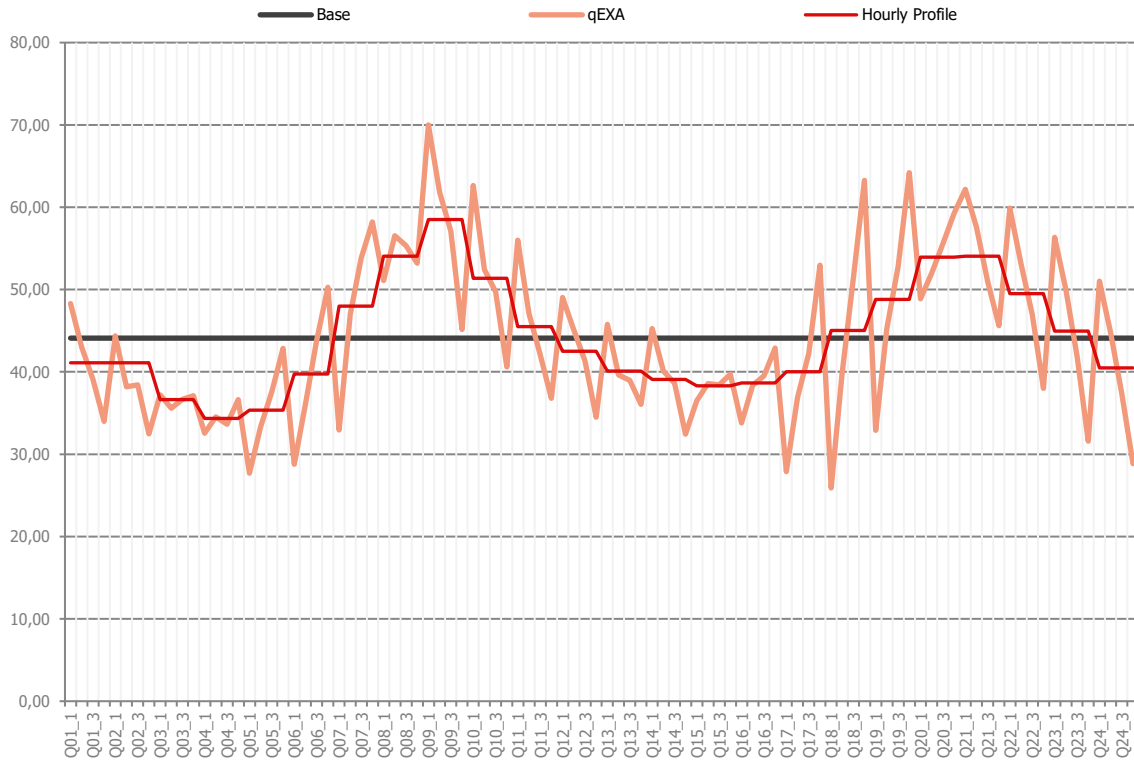


Marketshare of the 3/4/5 largest participants according to the daily trading volume. Herfindahl Index moving from a very large amount of very small participants (0) to a single monopoly (10000).

Disclaimer: All information presented by the EXAA Daily Spotlight is owned by the Energy Exchange Austria (EXAA). This information does not constitute any advice to buy or sell an energy product. EXAA does not assume the responsibility of the completeness or correctness of the information.

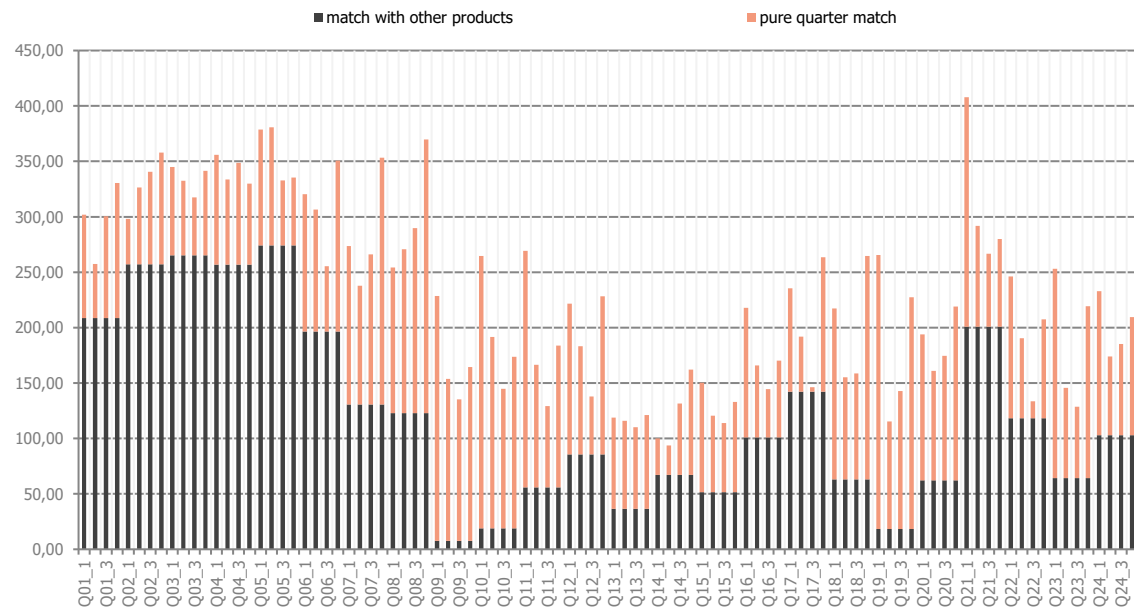
Quarter Hour Prices

Delivery Day: **17.4.2018**



Product /	Price	Product /	Price
Q01_1	48,30	Q13_1	45,76
Q01_2	43,00	Q13_2	39,64
Q01_3	39,13	Q13_3	38,98
Q01_4	33,98	Q13_4	36,07
Q02_1	44,36	Q14_1	45,25
Q02_2	38,20	Q14_2	40,10
Q02_3	38,43	Q14_3	38,61
Q02_4	32,46	Q14_4	32,44
Q03_1	37,22	Q15_1	36,50
Q03_2	35,59	Q15_2	38,59
Q03_3	36,68	Q15_3	38,41
Q03_4	37,10	Q15_4	39,72
Q04_1	32,55	Q16_1	33,79
Q04_2	34,53	Q16_2	38,40
Q04_3	33,66	Q16_3	39,50
Q04_4	36,65	Q16_4	42,91
Q05_1	27,70	Q17_1	27,90
Q05_2	33,33	Q17_2	36,89
Q05_3	37,61	Q17_3	42,24
Q05_4	42,84	Q17_4	52,98
Q06_1	28,80	Q18_1	25,90
Q06_2	36,10	Q18_2	39,76
Q06_3	43,83	Q18_3	51,29
Q06_4	50,29	Q18_4	63,26
Q07_1	32,95	Q19_1	32,89
Q07_2	47,01	Q19_2	45,30
Q07_3	53,83	Q19_3	52,76
Q07_4	58,20	Q19_4	64,22
Q08_1	51,11	Q20_1	48,90
Q08_2	56,54	Q20_2	52,00
Q08_3	55,34	Q20_3	55,56
Q08_4	53,20	Q20_4	59,25
Q09_1	70,00	Q21_1	62,19
Q09_2	61,82	Q21_2	57,55
Q09_3	57,07	Q21_3	50,93
Q09_4	45,14	Q21_4	45,61
Q10_1	62,65	Q22_1	59,90
Q10_2	52,42	Q22_2	53,13
Q10_3	49,74	Q22_3	46,96
Q10_4	40,62	Q22_4	38,01
Q11_1	56,00	Q23_1	56,33
Q11_2	47,10	Q23_2	50,02
Q11_3	42,12	Q23_3	41,92
Q11_4	36,79	Q23_4	31,60
Q12_1	49,04	Q24_1	51,02
Q12_2	45,10	Q24_2	44,73
Q12_3	41,35	Q24_3	37,29
Q12_4	34,51	Q24_4	28,86

Quarter Hour Volumes



Quarter Hour Product Indicators

qEXA MIN Price of the Day: 25,90 EUR/MWh	Q18_1	MIN Spread (hEXA - qEXA) of the Day: -18,21 EUR	Q18_4
qEXA MAX Price of the Day: 70,00 EUR/MWh	Q09_1	MAX Spread (hEXA - qEXA) of the Day: 19,15 EUR	Q18_1