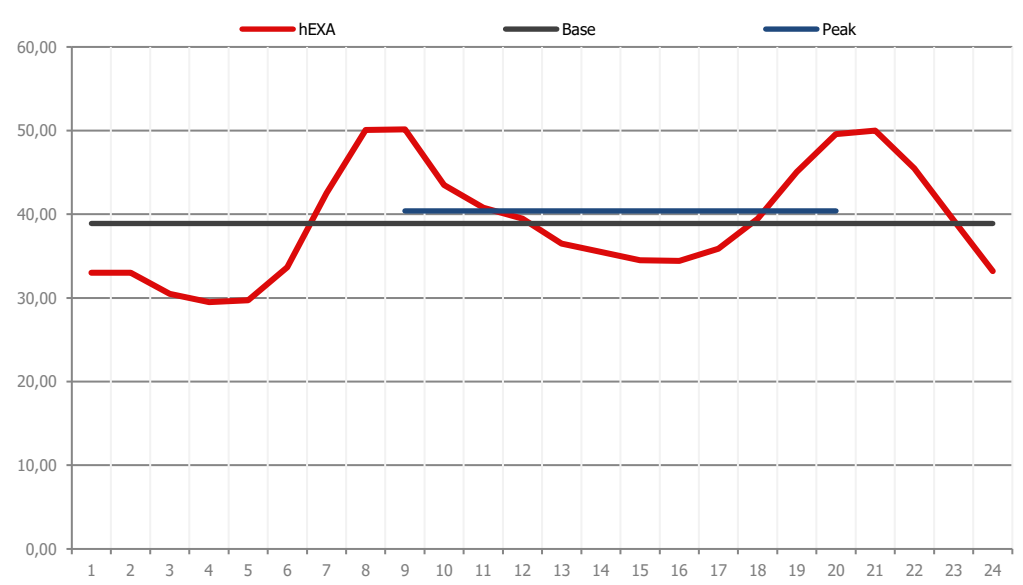


Hourly Prices [EUR/MWh] Trade Day: **18.04.2018** Delivery Day: **19.4.2018**

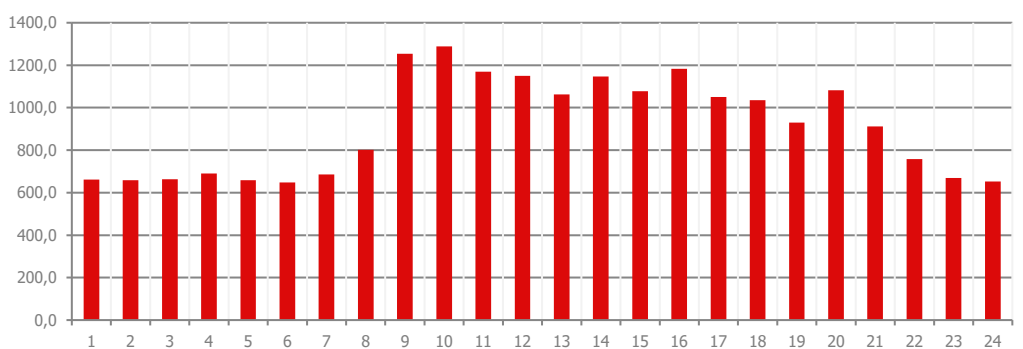
1	2	3	4	5	6	7	8	9	10	11	12	13	14	15	16	17	18	19	20	21	22	23	24
33,03	33,03	30,50	29,50	29,74	33,66	42,53	50,07	50,15	43,50	40,78	39,49	36,49	35,49	34,49	34,42	35,90	39,48	45,06	49,57	50,00	45,50	39,30	33,20
↓	↓	↓	↓	↓	↓	↓	↓	↓	↓	↓	↓	↑	↑	↑	↓	↑	↓	↓	↓	↓	↓	↓	↓

Hourly Product Results



Block Prices [EUR/MWh]

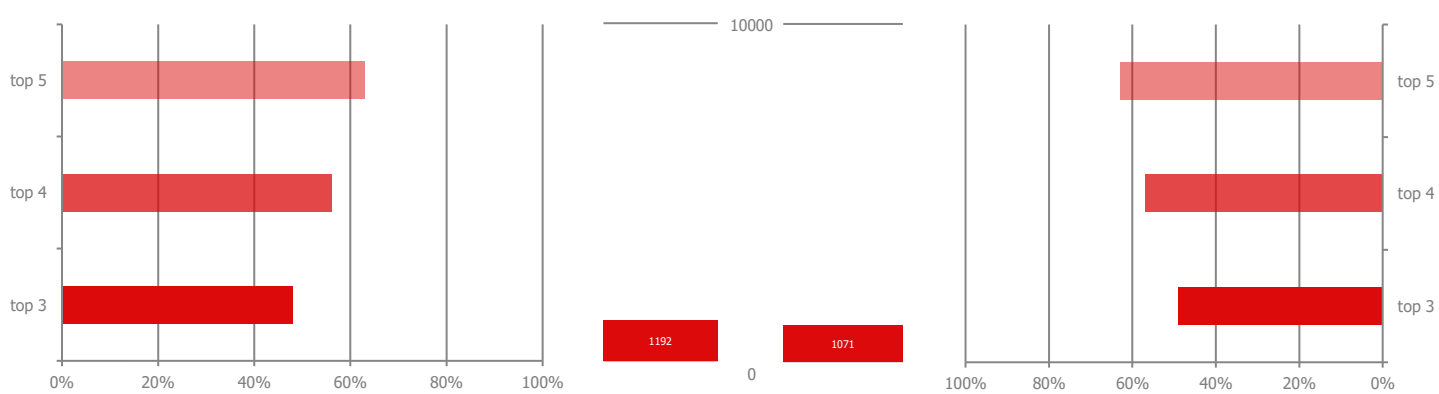
bEXAbase (01-24)	38,90	↓
bEXApeak (09-20)	40,40	↓
bEXAoffpeak (01-08/21-24)	37,40	↓
bEXAoffice (09-16)	39,35	↓
bEXAoff1 (01-08)	35,09	↓
bEXAoff2 (21-24)	42,00	↓
bEXAdream (01-06)	31,36	↓
bEXAlunch (11-14)	38,06	↑
bEXAteatime (17-20)	42,50	↓
bEXAmoonlight (01-04)	31,19	↓
bEXAsunrise (05-08)	39,00	↓
bEXAearlytwin (09-10)	46,82	↓
bEXAlatetwin (15-16)	34,45	↑
bEXAwakeup (07-08)	46,30	↓
bEXAprime (21-22)	47,75	↓



Volumes [MWh]

For Day: 19.4.2018	21.886,13	↓
Current Month	426.779,33	
Last Month	693.082,28	

Market Concentration **buying** side Herfindahl Index Market Concentration **selling** side

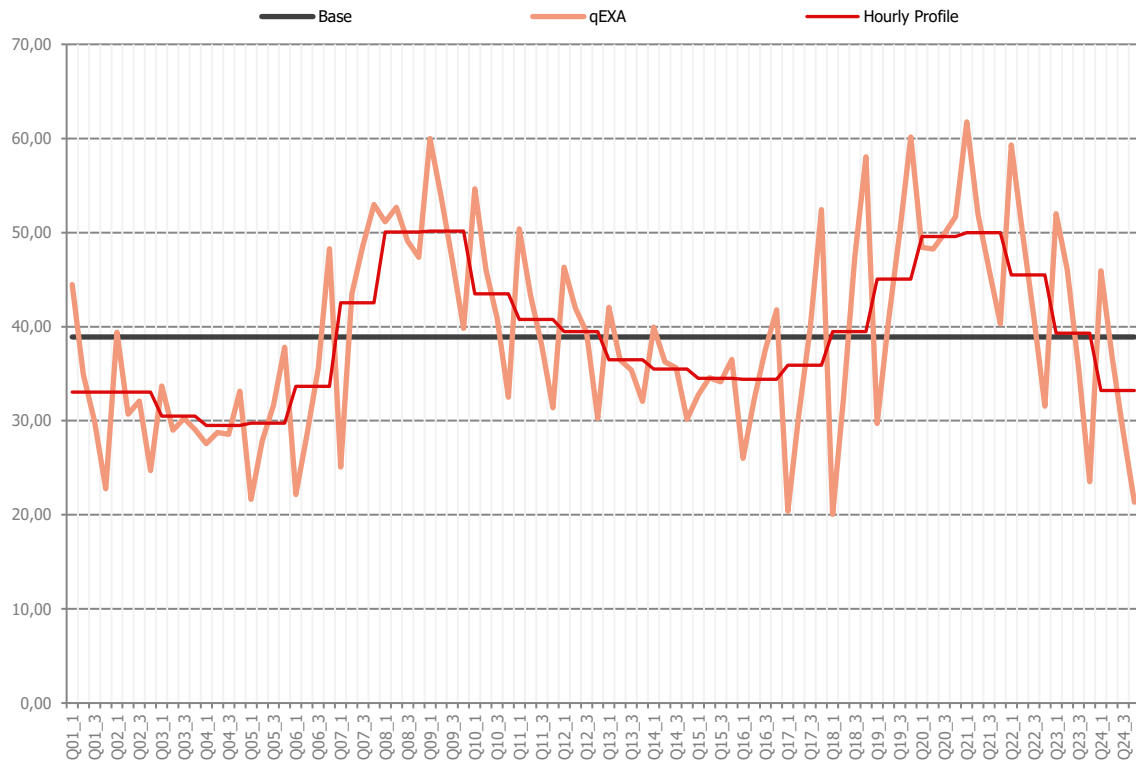


Marketshare of the 3/4/5 largest participants according to the daily trading volume. Herfindahl Index moving from a very large amount of very small participants (0) to a single monopol (10000).

Disclaimer: All information presented by the EXAA Daily Spotlight is owned by the Energy Exchange Austria (EXAA). This information does not constitute any advice to buy or sell an energy product. EXAA does not assume the responsibility of the completeness or correctness of the information.

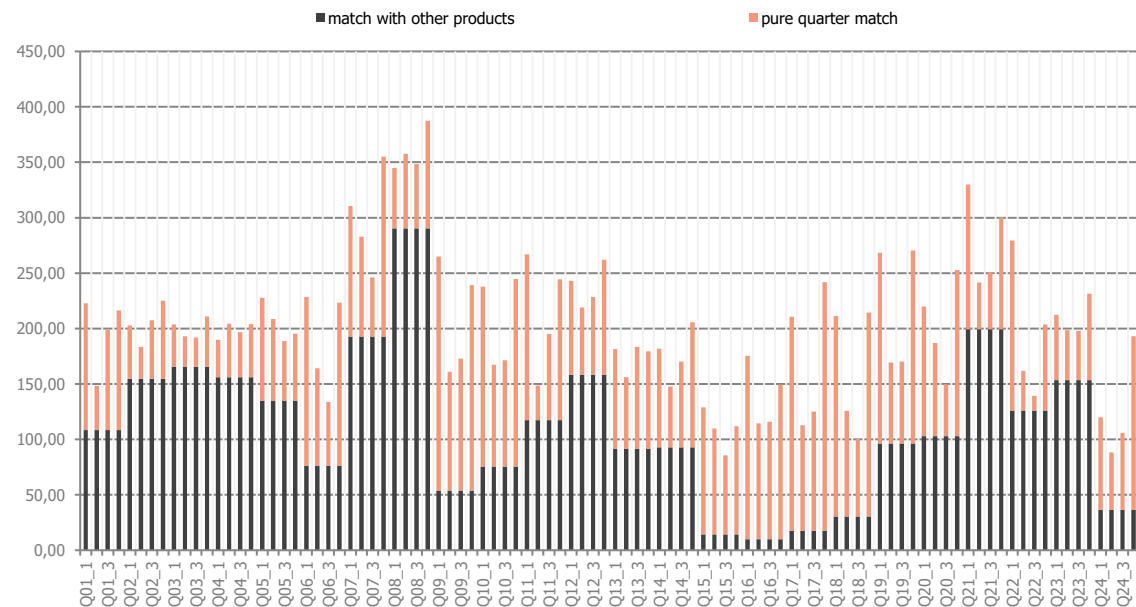
Quarter Hour Prices

Delivery Day: **19.4.2018**



Product /	Price	Product /	Price
Q01_1	44,47	Q13_1	42,07
Q01_2	34,91	Q13_2	36,43
Q01_3	29,95	Q13_3	35,39
Q01_4	22,77	Q13_4	32,07
Q02_1	39,40	Q14_1	39,95
Q02_2	30,70	Q14_2	36,23
Q02_3	32,08	Q14_3	35,62
Q02_4	24,72	Q14_4	30,16
Q03_1	33,69	Q15_1	32,74
Q03_2	28,98	Q15_2	34,59
Q03_3	30,25	Q15_3	34,12
Q03_4	29,07	Q15_4	36,50
Q04_1	27,55	Q16_1	26,00
Q04_2	28,75	Q16_2	32,28
Q04_3	28,57	Q16_3	37,61
Q04_4	33,14	Q16_4	41,78
Q05_1	21,66	Q17_1	20,40
Q05_2	27,88	Q17_2	30,86
Q05_3	31,60	Q17_3	39,92
Q05_4	37,81	Q17_4	52,42
Q06_1	22,15	Q18_1	20,05
Q06_2	28,59	Q18_2	32,45
Q06_3	35,60	Q18_3	47,37
Q06_4	48,30	Q18_4	58,05
Q07_1	25,08	Q19_1	29,71
Q07_2	43,50	Q19_2	40,48
Q07_3	48,54	Q19_3	49,90
Q07_4	52,98	Q19_4	60,14
Q08_1	51,15	Q20_1	48,43
Q08_2	52,68	Q20_2	48,25
Q08_3	49,10	Q20_3	49,88
Q08_4	47,35	Q20_4	51,70
Q09_1	60,00	Q21_1	61,76
Q09_2	53,77	Q21_2	51,94
Q09_3	46,98	Q21_3	46,00
Q09_4	39,83	Q21_4	40,30
Q10_1	54,63	Q22_1	59,30
Q10_2	46,00	Q22_2	50,00
Q10_3	40,87	Q22_3	41,14
Q10_4	32,49	Q22_4	31,55
Q11_1	50,40	Q23_1	52,00
Q11_2	43,35	Q23_2	46,00
Q11_3	38,00	Q23_3	35,69
Q11_4	31,36	Q23_4	23,51
Q12_1	46,31	Q24_1	45,92
Q12_2	42,00	Q24_2	36,80
Q12_3	39,41	Q24_3	28,74
Q12_4	30,25	Q24_4	21,34

Quarter Hour Volumes



Quarter Hour Product Indicators

qEXA MIN Price of the Day: 20,05 EUR/MWh	Q18_1	MIN Spread (hEXA - qEXA) of the Day: -18,57 EUR	Q18_4
qEXA MAX Price of the Day: 61,76 EUR/MWh	Q21_1	MAX Spread (hEXA - qEXA) of the Day: 19,43 EUR	Q18_1