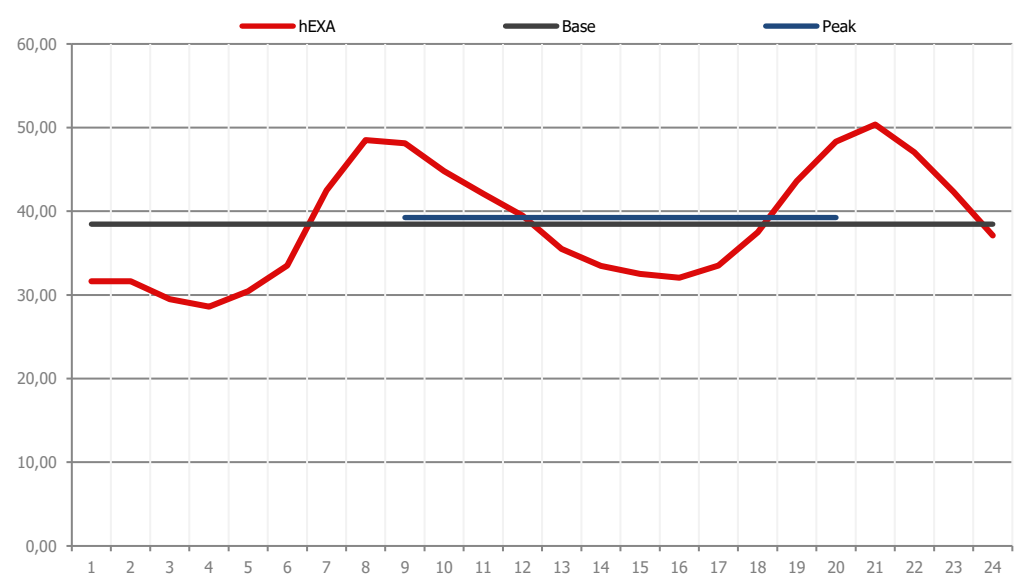


Hourly Prices [EUR/MWh] Trade Day: **19.04.2018** Delivery Day: **20.04.2018**

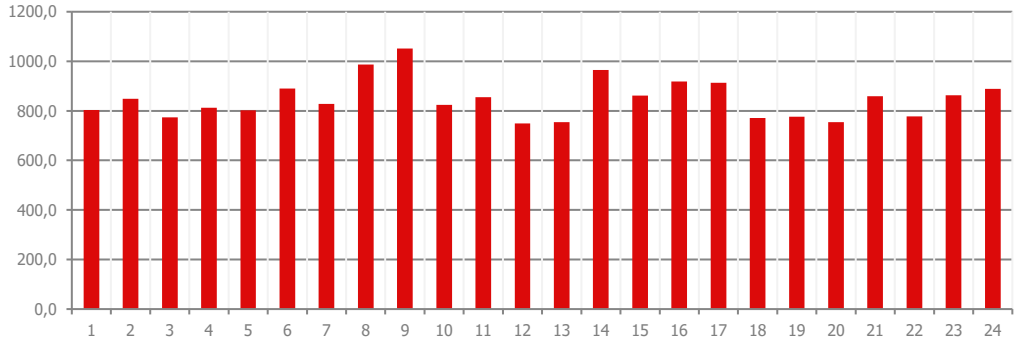
1	2	3	4	5	6	7	8	9	10	11	12	13	14	15	16	17	18	19	20	21	22	23	24	
31,62	31,62	29,50	28,60	30,44	33,50	42,49	48,52	48,13	44,79	42,10	39,49	35,51	33,49	32,50	32,07	33,50	37,49	43,63	48,30	50,37	47,04	42,32	37,09	
↓	↓	↓	↓	↑	↓	↓	↓	↓	↑	↑	↓	↓	↓	↓	↓	↓	↓	↓	↓	↓	↑	↑	↑	↑

Hourly Product Results



Block Prices [EUR/MWh]

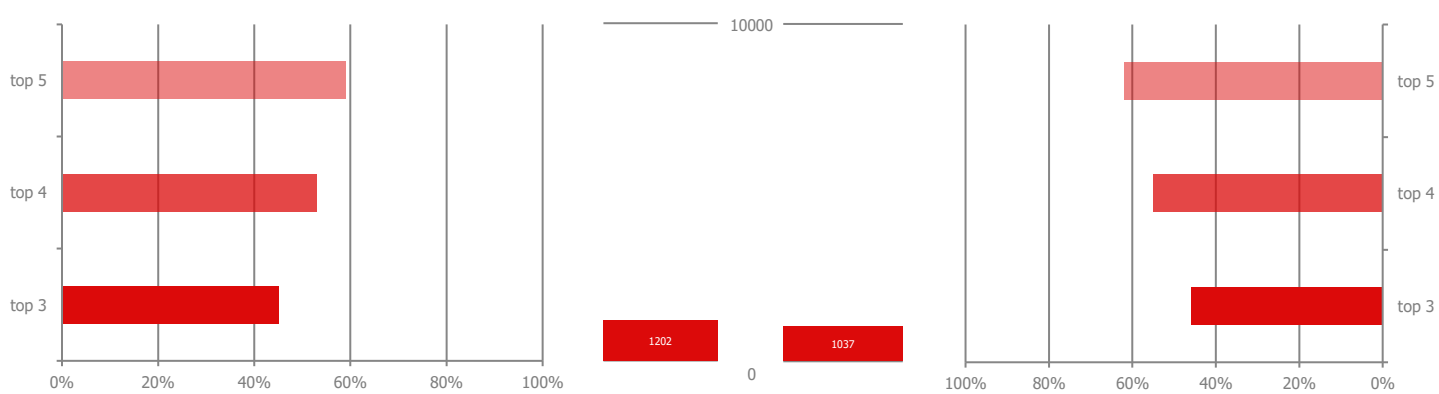
bEXAbase (01-24)	38,46	↓
bEXApeak (09-20)	39,25	↓
bEXAoffpeak (01-08/21-24)	37,67	↑
bEXAoffice (09-16)	38,51	↓
bEXAoff1 (01-08)	34,40	↓
bEXAoff2 (21-24)	44,20	↑
bEXAdream (01-06)	30,69	↓
bEXAlunch (11-14)	37,65	↓
bEXAteatime (17-20)	40,73	↓
bEXAmoonlight (01-04)	30,06	↓
bEXAsunrise (05-08)	38,74	↓
bEXAearlytwin (09-10)	46,46	↓
bEXAlatetwin (15-16)	32,28	↓
bEXAwakeup (07-08)	45,51	↓
bEXAprime (21-22)	48,70	↑



Volumes [MWh]

For Day: 20.4.2018	20.328,63	↓
Current Month	447.107,95	
Last Month	693.082,28	

Market Concentration **buying** side Herfindahl Index Market Concentration **selling** side

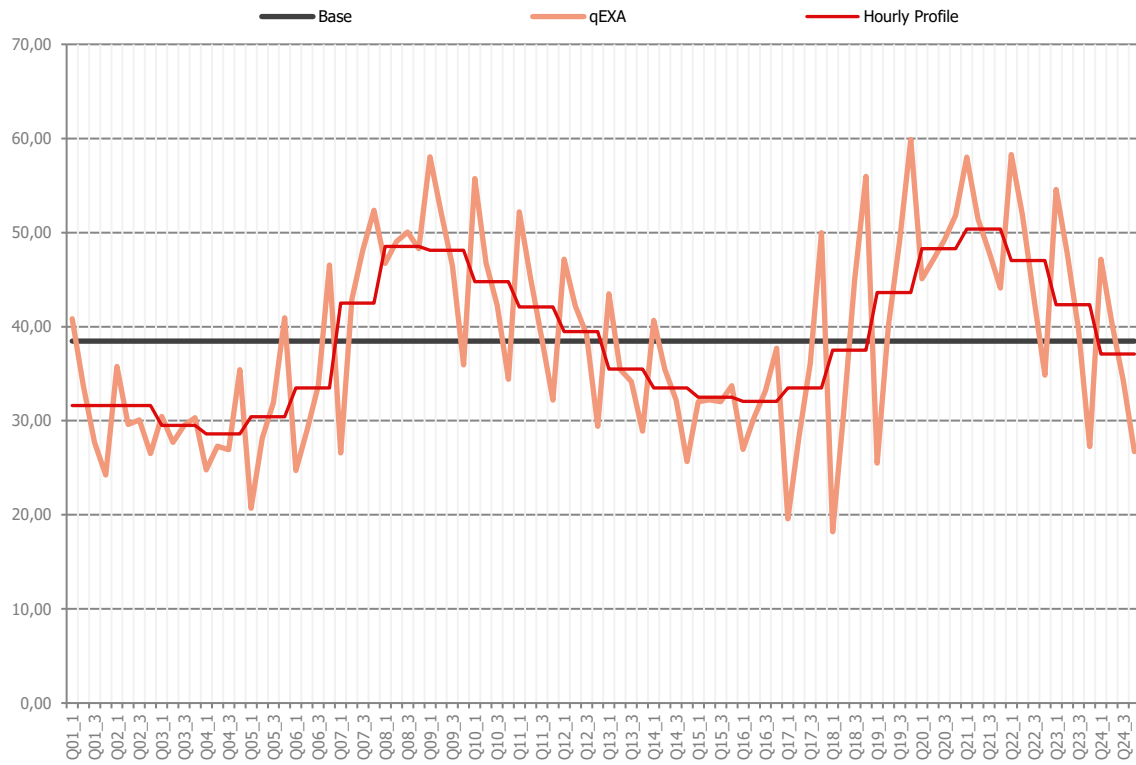


Marketshare of the 3/4/5 largest participants according to the daily trading volume. Herfindahl Index moving from a very large amount of very small participants (0) to a single monopol (10000).

Disclaimer: All information presented by the EXAA Daily Spotlight is owned by the Energy Exchange Austria (EXAA). This information does not constitute any advice to buy or sell an energy product. EXAA does not assume the responsibility of the completeness or correctness of the information.

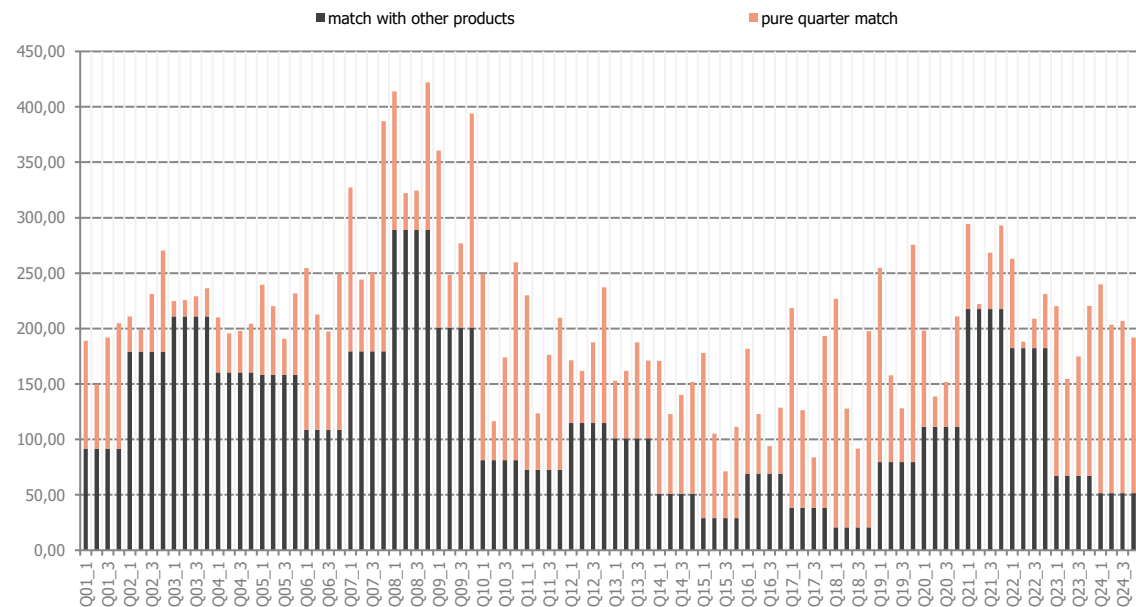
Quarter Hour Prices

Delivery Day: **20.4.2018**



Product / Price	Product / Price
Q01_1 40,82	Q13_1 43,50
Q01_2 33,74	Q13_2 35,45
Q01_3 27,71	Q13_3 34,18
Q01_4 24,22	Q13_4 28,89
Q02_1 35,78	Q14_1 40,67
Q02_2 29,61	Q14_2 35,43
Q02_3 30,10	Q14_3 32,20
Q02_4 26,52	Q14_4 25,66
Q03_1 30,47	Q15_1 32,04
Q03_2 27,70	Q15_2 32,23
Q03_3 29,50	Q15_3 32,02
Q03_4 30,33	Q15_4 33,71
Q04_1 24,77	Q16_1 26,96
Q04_2 27,29	Q16_2 30,40
Q04_3 26,92	Q16_3 33,18
Q04_4 35,42	Q16_4 37,72
Q05_1 20,70	Q17_1 19,58
Q05_2 28,14	Q17_2 28,35
Q05_3 31,97	Q17_3 36,10
Q05_4 40,94	Q17_4 49,97
Q06_1 24,70	Q18_1 18,20
Q06_2 29,00	Q18_2 30,72
Q06_3 33,74	Q18_3 45,07
Q06_4 46,56	Q18_4 55,98
Q07_1 26,57	Q19_1 25,50
Q07_2 42,90	Q19_2 40,06
Q07_3 48,13	Q19_3 49,08
Q07_4 52,36	Q19_4 59,89
Q08_1 46,73	Q20_1 45,07
Q08_2 49,02	Q20_2 47,09
Q08_3 50,04	Q20_3 49,21
Q08_4 48,30	Q20_4 51,81
Q09_1 58,04	Q21_1 58,00
Q09_2 52,08	Q21_2 51,44
Q09_3 46,47	Q21_3 47,92
Q09_4 35,92	Q21_4 44,10
Q10_1 55,72	Q22_1 58,29
Q10_2 46,79	Q22_2 51,82
Q10_3 42,27	Q22_3 43,22
Q10_4 34,39	Q22_4 34,84
Q11_1 52,20	Q23_1 54,57
Q11_2 45,20	Q23_2 47,74
Q11_3 38,80	Q23_3 39,70
Q11_4 32,20	Q23_4 27,26
Q12_1 47,17	Q24_1 47,15
Q12_2 42,19	Q24_2 40,27
Q12_3 39,20	Q24_3 34,23
Q12_4 29,40	Q24_4 26,71

Quarter Hour Volumes



Quarter Hour Product Indicators

qEXA MIN Price of the Day: 18,20 EUR/MWh	Q18_1	MIN Spread (hEXA - qEXA) of the Day: -18,49 EUR	Q18_4
qEXA MAX Price of the Day: 59,89 EUR/MWh	Q19_4	MAX Spread (hEXA - qEXA) of the Day: 19,29 EUR	Q18_1