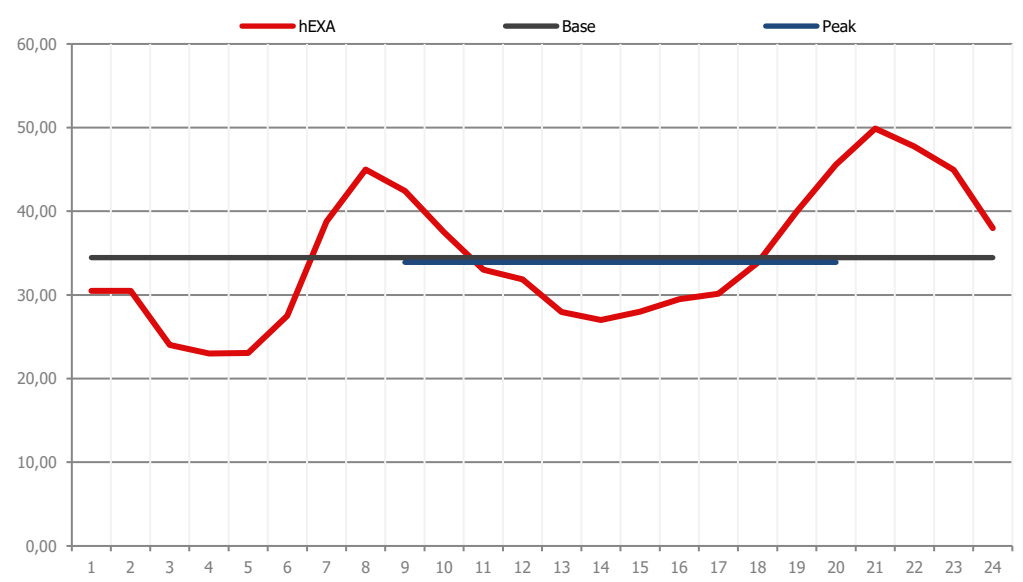


Hourly Prices [EUR/MWh] Trade Day: **23.04.2018** Delivery Day: **24.04.2018**

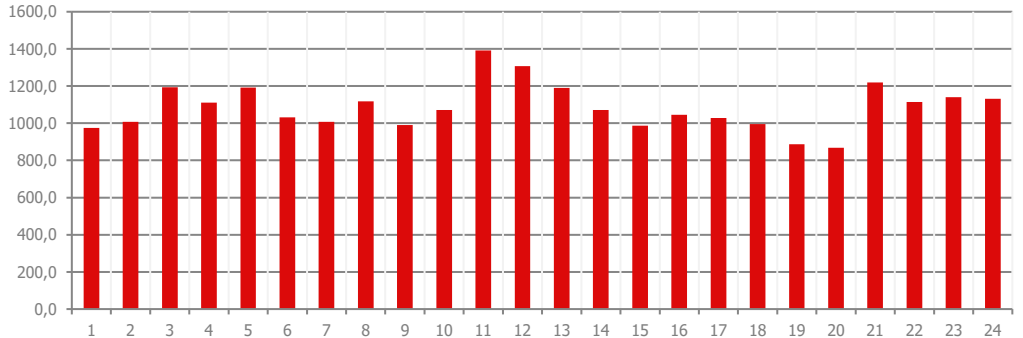
1	2	3	4	5	6	7	8	9	10	11	12	13	14	15	16	17	18	19	20	21	22	23	24
30,50	30,50	24,04	23,00	23,06	27,50	38,78	45,00	42,43	37,50	33,00	31,87	27,98	27,02	28,02	29,49	30,13	33,85	39,97	45,56	49,89	47,75	44,96	38,00
↑	↑	↑	↑	↑	↑	↑	↑	↓	↓	↑	↓	↓	↓	↑	↑	↑	↑	↑	↑	↑	↑	↑	↑

Hourly Product Results



Block Prices [EUR/MWh]

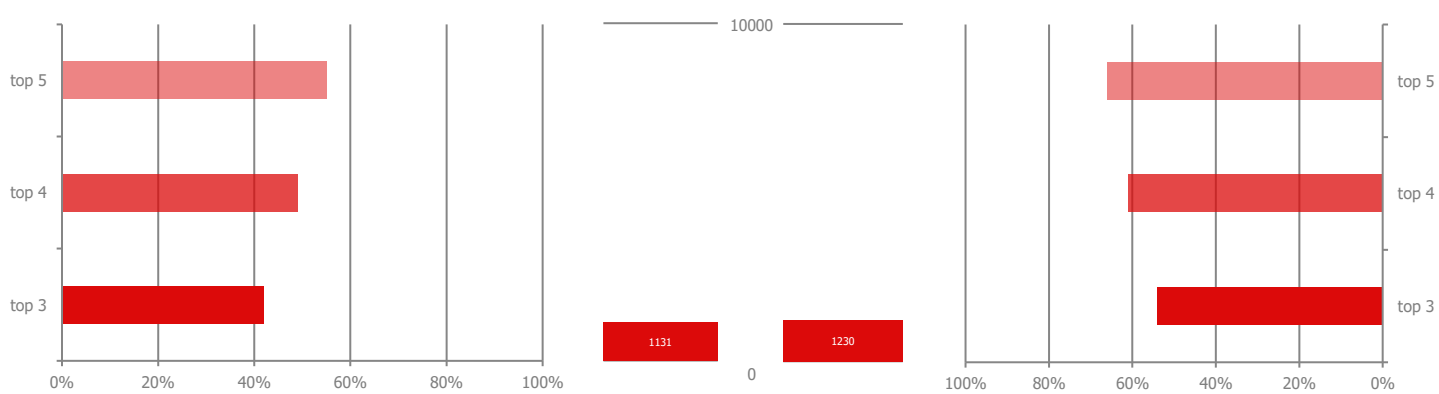
bEXAbase (01-24)	34,46	↑
bEXApeak (09-20)	33,90	↑
bEXAoffpeak (01-08/21-24)	35,02	↑
bEXAoffice (09-16)	32,16	↓
bEXAoff1 (01-08)	29,96	↑
bEXAoff2 (21-24)	45,15	↑
bEXAdream (01-06)	25,98	↑
bEXAlunch (11-14)	29,97	↓
bEXAteatime (17-20)	37,38	↑
bEXAmoonlight (01-04)	26,33	↑
bEXAsunrise (05-08)	33,58	↑
bEXAearlytwin (09-10)	39,96	↓
bEXAlatetwin (15-16)	28,75	↑
bEXAwakeup (07-08)	41,89	↑
bEXAprime (21-22)	48,82	↑



Volumes [MWh]

For Day: 24.4.2018	26.077,08	↑
Current Month	540.638,35	
Last Month	693.082,28	

Market Concentration **buying** side Herfindahl Index Market Concentration **selling** side

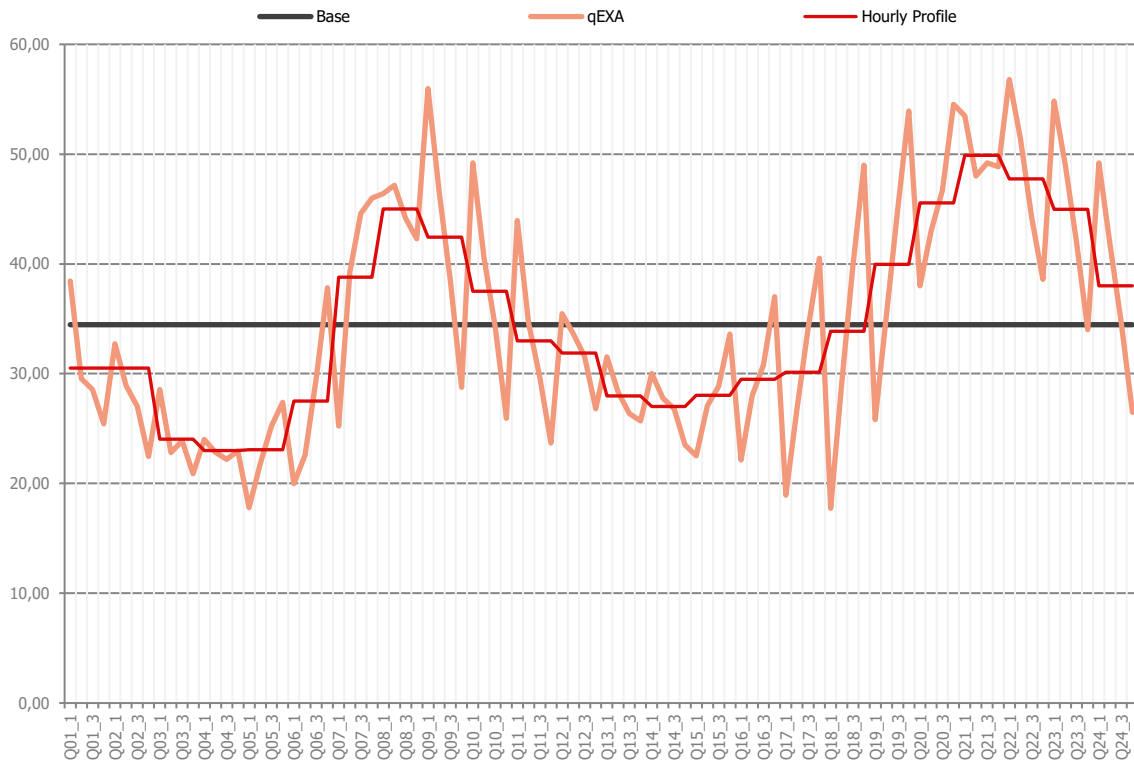


Marketshare of the 3/4/5 largest participants according to the daily trading volume. Herfindahl Index moving from a very large amount of very small participants (0) to a single monopol (10000).

Disclaimer: All information presented by the EXAA Daily Spotlight is owned by the Energy Exchange Austria (EXAA). This information does not constitute any advice to buy or sell an energy product. EXAA does not assume the responsibility of the completeness or correctness of the information.

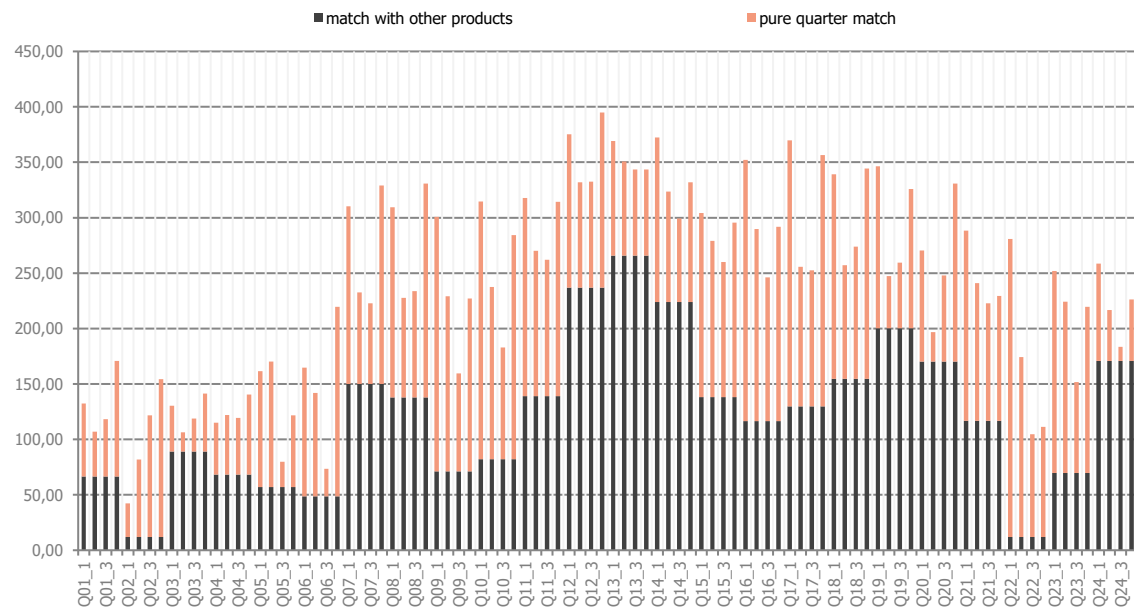
Quarter Hour Prices

Delivery Day: **24.4.2018**



Product / Price	Product / Price
Q01_1 38,43	Q13_1 31,53
Q01_2 29,56	Q13_2 28,31
Q01_3 28,57	Q13_3 26,38
Q01_4 25,44	Q13_4 25,70
Q02_1 32,74	Q14_1 30,00
Q02_2 28,90	Q14_2 27,78
Q02_3 27,00	Q14_3 26,80
Q02_4 22,47	Q14_4 23,50
Q03_1 28,56	Q15_1 22,53
Q03_2 22,80	Q15_2 27,10
Q03_3 23,89	Q15_3 28,84
Q03_4 20,89	Q15_4 33,60
Q04_1 24,01	Q16_1 22,15
Q04_2 22,83	Q16_2 28,00
Q04_3 22,21	Q16_3 30,80
Q04_4 22,96	Q16_4 37,01
Q05_1 17,80	Q17_1 18,93
Q05_2 21,80	Q17_2 26,83
Q05_3 25,24	Q17_3 34,25
Q05_4 27,40	Q17_4 40,50
Q06_1 19,98	Q18_1 17,74
Q06_2 22,59	Q18_2 28,96
Q06_3 29,61	Q18_3 39,70
Q06_4 37,82	Q18_4 49,00
Q07_1 25,22	Q19_1 25,82
Q07_2 39,30	Q19_2 35,27
Q07_3 44,58	Q19_3 44,86
Q07_4 46,00	Q19_4 53,93
Q08_1 46,39	Q20_1 38,00
Q08_2 47,17	Q20_2 43,01
Q08_3 44,15	Q20_3 46,69
Q08_4 42,29	Q20_4 54,55
Q09_1 55,96	Q21_1 53,50
Q09_2 46,55	Q21_2 48,00
Q09_3 38,44	Q21_3 49,20
Q09_4 28,77	Q21_4 48,86
Q10_1 49,19	Q22_1 56,80
Q10_2 40,58	Q22_2 51,38
Q10_3 34,28	Q22_3 44,21
Q10_4 25,94	Q22_4 38,59
Q11_1 43,94	Q23_1 54,82
Q11_2 34,65	Q23_2 49,03
Q11_3 29,72	Q23_3 42,00
Q11_4 23,69	Q23_4 34,00
Q12_1 35,47	Q24_1 49,19
Q12_2 33,63	Q24_2 41,71
Q12_3 31,58	Q24_3 34,60
Q12_4 26,80	Q24_4 26,50

Quarter Hour Volumes



Quarter Hour Product Indicators

qEXA MIN Price of the Day: 17,74 EUR/MWh	Q18_1	MIN Spread (hEXA - qEXA) of the Day: -15,15 EUR	Q18_4
qEXA MAX Price of the Day: 56,80 EUR/MWh	Q22_1	MAX Spread (hEXA - qEXA) of the Day: 16,11 EUR	Q18_1