

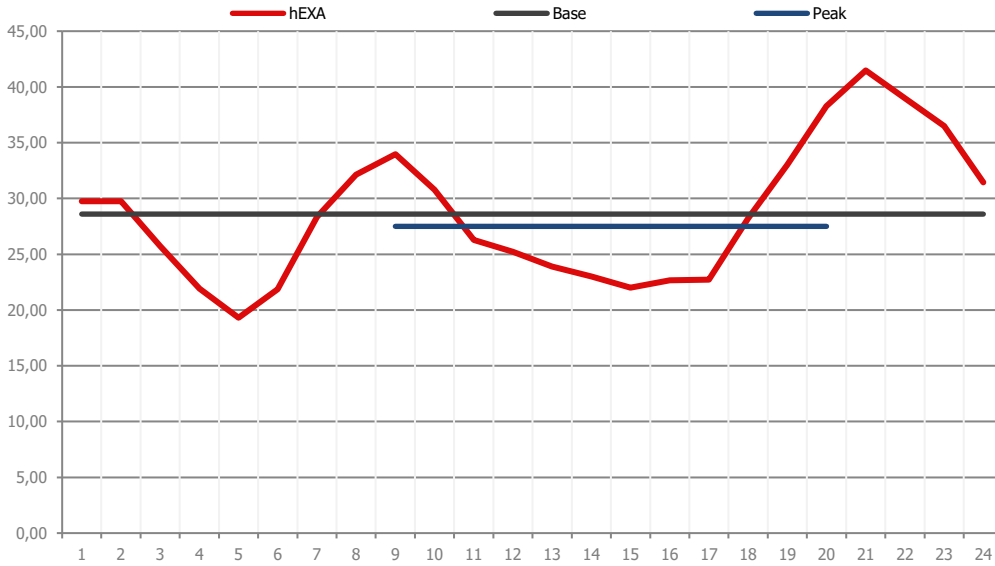
Hourly Prices [EUR/MWh]

Trade Day: **24.04.2018**

Delivery Day: **25.4.2018**

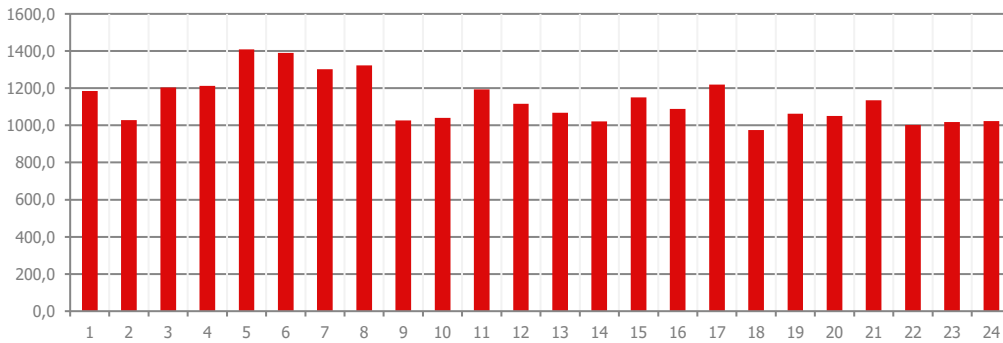
1	2	3	4	5	6	7	8	9	10	11	12	13	14	15	16	17	18	19	20	21	22	23	24
29,76	29,76	25,73	21,91	19,31	21,87	28,35	32,14	33,96	30,78	26,27	25,22	23,89	23,01	22,00	22,67	22,71	28,22	33,03	38,27	41,48	38,99	36,51	31,44
↓	↑	↑	↓	↓	↓	↓	↓	↓	↓	↓	↓	↓	↓	↓	↓	↓	↓	↓	↓	↓	↓	↓	↓

Hourly Product Results



Block Prices [EUR/MWh]

bEXAbase (01-24)	28,60	↓
bEXApeak (09-20)	27,50	↓
bEXAoffpeak (01-08/21-24)	29,70	↓
bEXAoffice (09-16)	25,97	↓
bEXAoff1 (01-08)	26,00	↓
bEXAoff2 (21-24)	37,11	↓
bEXAdream (01-06)	24,59	↓
bEXAlunch (11-14)	24,60	↓
bEXAteatime (17-20)	30,56	↓
bEXAmoonlight (01-04)	26,59	↑
bEXAsunrise (05-08)	25,42	↓
bEXAearlytwin (09-10)	32,37	↓
bEXAlatetwin (15-16)	22,33	↓
bEXAawakeup (07-08)	30,25	↓
bEXAprime (21-22)	40,24	↓



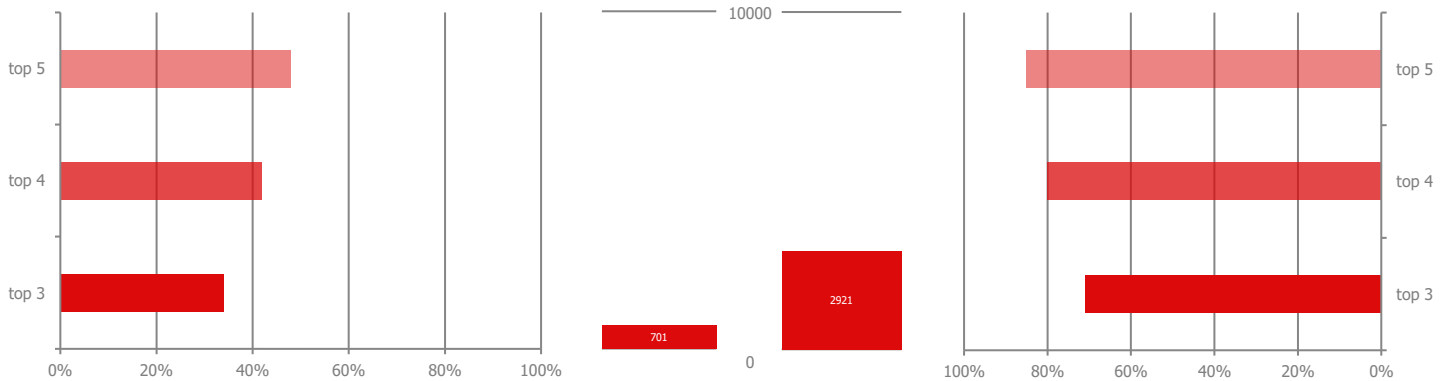
Volumes [MWh]

For Day: 25.4.2018	27.240,80	↑
Current Month	567.879,15	
Last Month	693.082,28	

Market Concentration **buying** side

Herfindahl Index

Market Concentration **selling** side

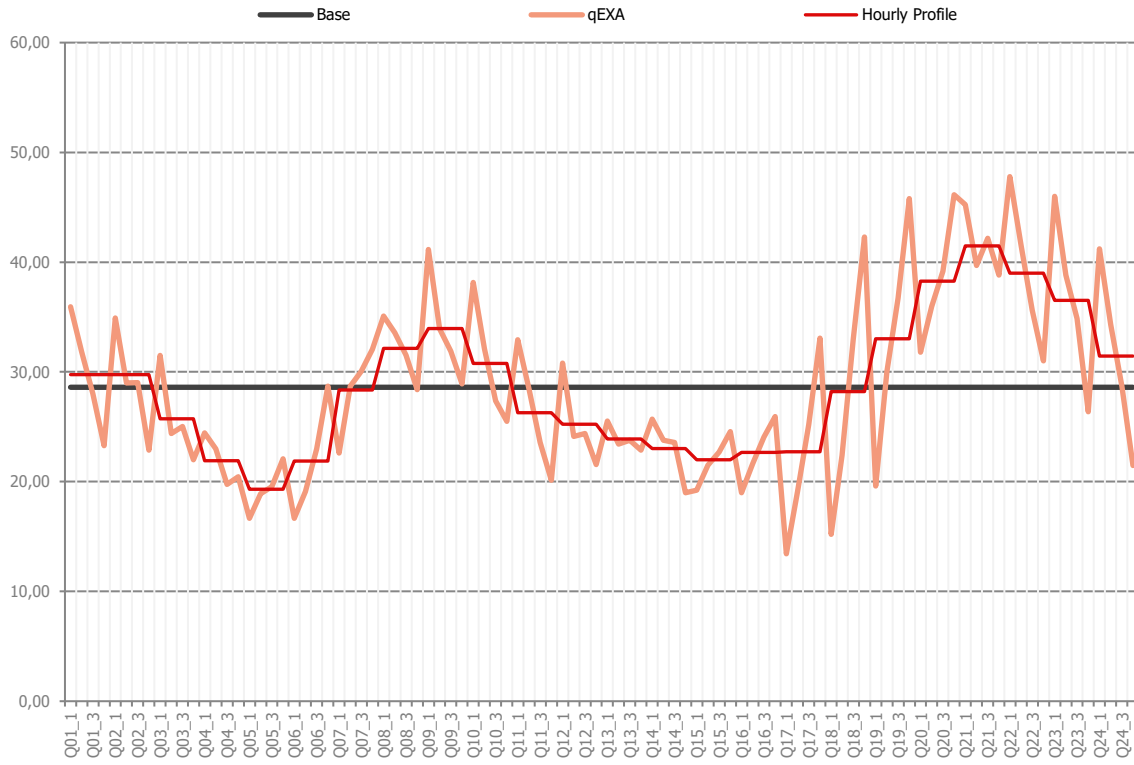


Marketshare of the 3/4/5 largest participants according to the daily trading volume. Herfindahl Index moving from a very large amount of very small participants (0) to a single monopoly (10000).

Disclaimer: All information presented by the EXAA Daily Spotlight is owned by the Energy Exchange Austria (EXAA). This information does not constitute any advice to buy or sell an energy product. EXAA does not assume the responsibility of the completeness or correctness of the information.

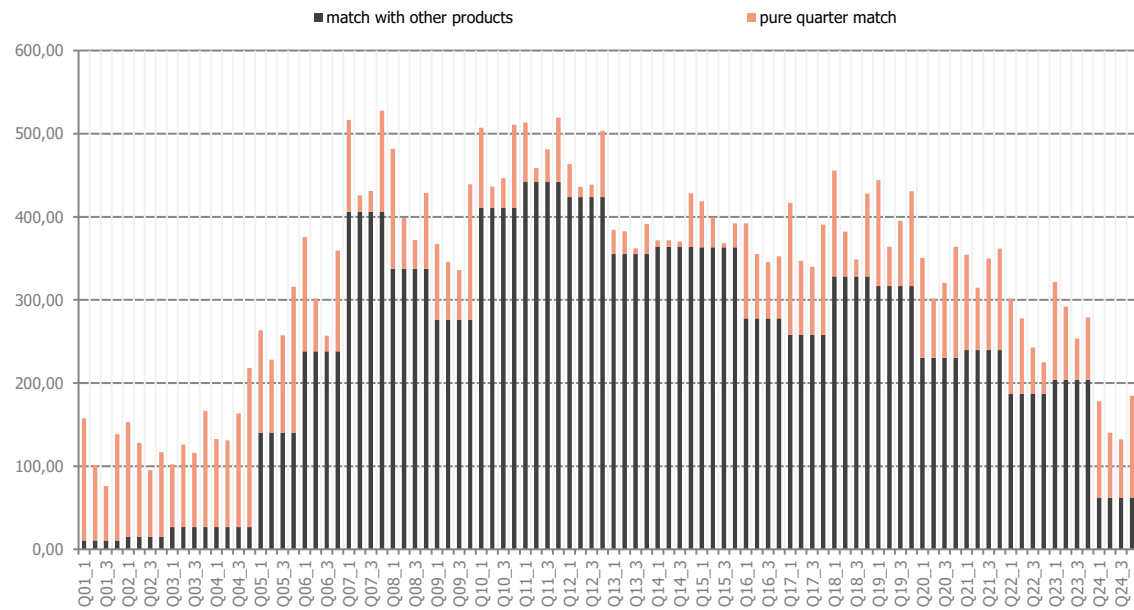
Quarter Hour Prices

Delivery Day: **25.4.2018**



Product / Price	Product / Price
Q01_1 35,94	Q13_1 25,51
Q01_2 31,82	Q13_2 23,43
Q01_3 28,00	Q13_3 23,76
Q01_4 23,28	Q13_4 22,87
Q02_1 34,92	Q14_1 25,70
Q02_2 28,98	Q14_2 23,77
Q02_3 29,02	Q14_3 23,56
Q02_4 22,86	Q14_4 19,00
Q03_1 31,50	Q15_1 19,23
Q03_2 24,40	Q15_2 21,50
Q03_3 25,03	Q15_3 22,70
Q03_4 21,99	Q15_4 24,57
Q04_1 24,44	Q16_1 19,00
Q04_2 23,00	Q16_2 21,65
Q04_3 19,74	Q16_3 24,08
Q04_4 20,45	Q16_4 25,93
Q05_1 16,67	Q17_1 13,43
Q05_2 18,91	Q17_2 19,10
Q05_3 19,56	Q17_3 25,21
Q05_4 22,09	Q17_4 33,08
Q06_1 16,65	Q18_1 15,19
Q06_2 19,10	Q18_2 22,40
Q06_3 23,00	Q18_3 33,00
Q06_4 28,71	Q18_4 42,29
Q07_1 22,60	Q19_1 19,59
Q07_2 28,70	Q19_2 30,00
Q07_3 30,04	Q19_3 36,73
Q07_4 32,06	Q19_4 45,79
Q08_1 35,09	Q20_1 31,79
Q08_2 33,57	Q20_2 35,97
Q08_3 31,52	Q20_3 39,16
Q08_4 28,38	Q20_4 46,15
Q09_1 41,15	Q21_1 45,24
Q09_2 33,91	Q21_2 39,70
Q09_3 31,88	Q21_3 42,18
Q09_4 28,90	Q21_4 38,81
Q10_1 38,15	Q22_1 47,79
Q10_2 32,10	Q22_2 41,56
Q10_3 27,37	Q22_3 35,61
Q10_4 25,49	Q22_4 31,00
Q11_1 32,92	Q23_1 46,00
Q11_2 28,46	Q23_2 38,83
Q11_3 23,58	Q23_3 34,85
Q11_4 20,13	Q23_4 26,37
Q12_1 30,80	Q24_1 41,22
Q12_2 24,12	Q24_2 34,34
Q12_3 24,40	Q24_3 28,70
Q12_4 21,57	Q24_4 21,48

Quarter Hour Volumes



Quarter Hour Product Indicators

qEXA MIN Price of the Day: **13,43** EUR/MWh Q17_1 MIN Spread (hEXA - qEXA) of the Day: -14,07 EUR Q18_4
 qEXA MAX Price of the Day: **47,79** EUR/MWh Q22_1 MAX Spread (hEXA - qEXA) of the Day: 13,44 EUR Q19_1