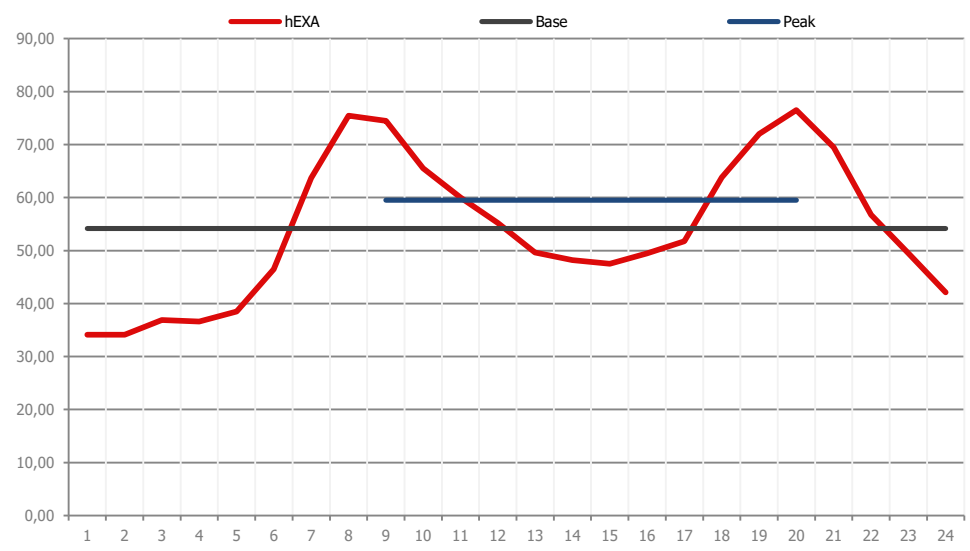


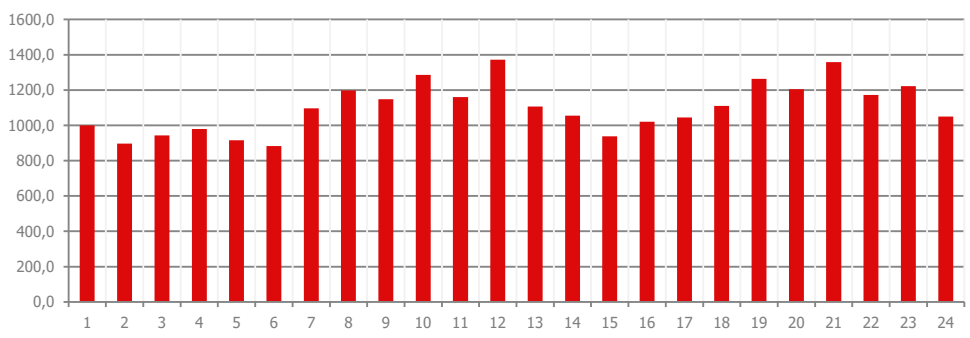
Hourly Prices [EUR/MWh]												Trade Day: 26.09.2018				Delivery Day: 27.9.2018							
1	2	3	4	5	6	7	8	9	10	11	12	13	14	15	16	17	18	19	20	21	22	23	24
34,12	34,12	36,89	36,60	38,50	46,50	63,70	75,43	74,49	65,50	60,00	55,19	49,63	48,18	47,50	49,47	51,76	63,82	72,00	76,50	69,49	56,72	49,49	42,10
↓	↓	↓	↓	↓	↓	↑	↑	↑	↑	↑	↑	↑	↑	↑	↑	↑	↑	↑	↑	↑	↓	↓	↓

Hourly Product Results



Block Prices [EUR/MWh]

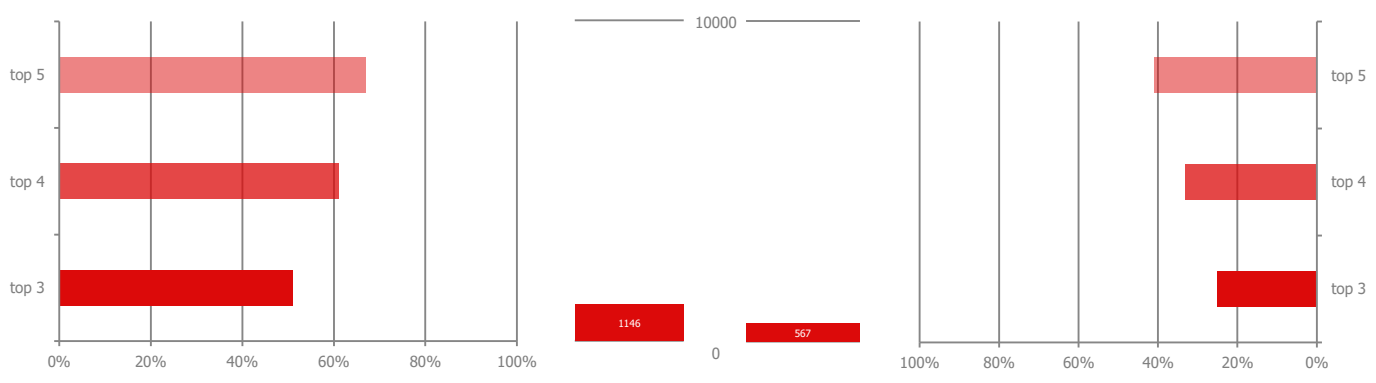
bEXAbase (01-24)	54,16	↑
bEXApeak (09-20)	59,50	↑
bEXAoffpeak (01-08/21-24)	48,82	↓
bEXAoffice (09-16)	56,24	↑
bEXAoff1 (01-08)	46,01	↓
bEXAoff2 (21-24)	54,45	↓
bEXAdream (01-06)	38,16	↓
bEXALunch (11-14)	53,25	↑
bEXAteatime (17-20)	66,02	↑
bEXAmoonlight (01-04)	35,99	↓
bEXAsunrise (05-08)	56,03	↑
bEXAearlytwin (09-10)	70,00	↑
bEXAlatetwin (15-16)	48,48	↑
bEXAwakeup (07-08)	69,56	↑
bEXAprimetime (21-22)	63,10	↓



Volumes [MWh]

For Day: 27.9.2018	26.420,60	↑
Current Month	600.776,90	
Last Month	599.461,58	

Market Concentration buying side      Herfindahl Index      Market Concentration selling side

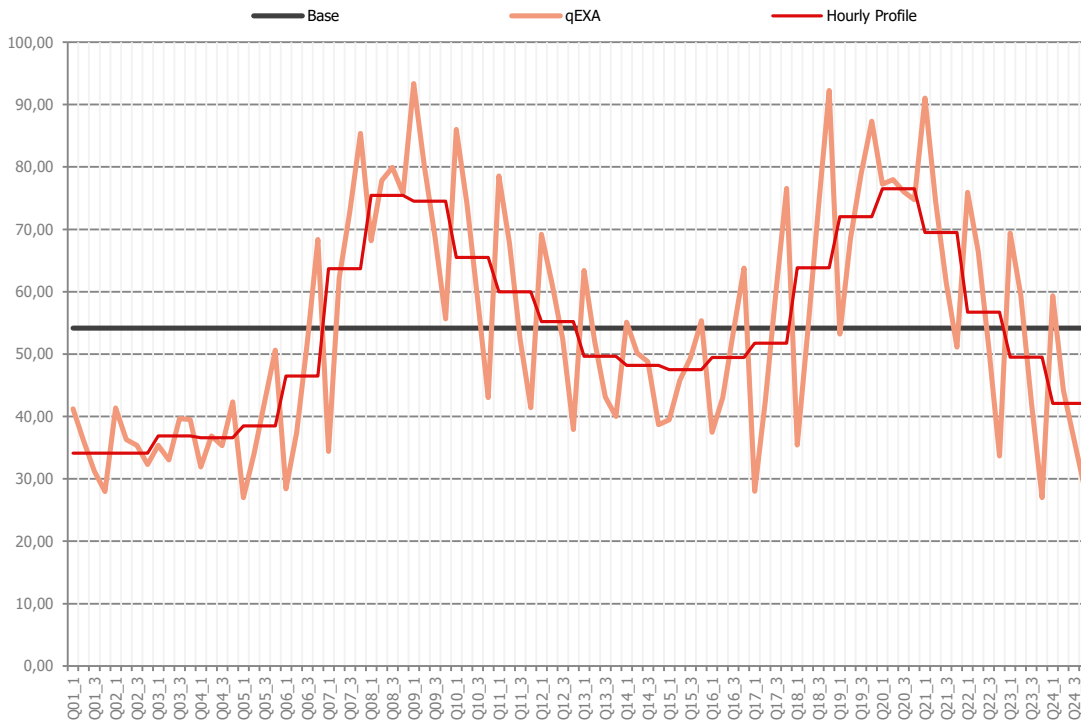


Marketshare of the 3/4/5 largest participants according to the daily trading volume. Herfindahl Index moving from a very large amount of very small participants (0) to a single monopol (10000).

Disclaimer: All information presented by the EXAA Daily Spotlight is owned by the Energy Exchange Austria (EXAA). This information does not constitute any advice to buy or sell an energy product. EXAA does not assume the responsibility of the completeness or correctness of the information.

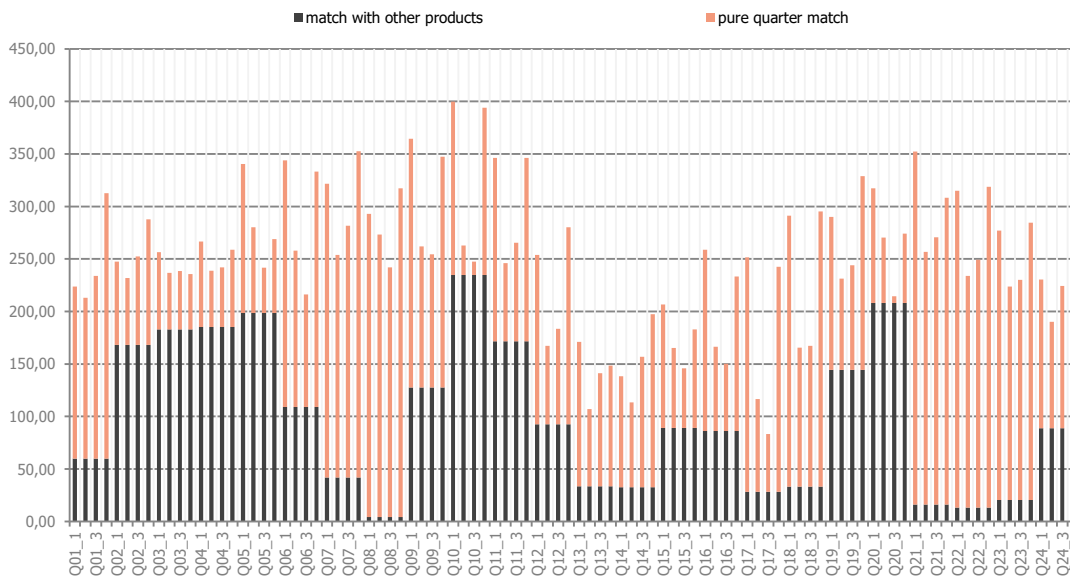
Quarter Hour Prices

Delivery Day: **27.9.2018**



Product / Price	Product / Price
Q01_1 41,20	Q13_1 63,39
Q01_2 36,04	Q13_2 52,02
Q01_3 31,24	Q13_3 43,11
Q01_4 27,98	Q13_4 40,00
Q02_1 41,36	Q14_1 55,09
Q02_2 36,32	Q14_2 50,16
Q02_3 35,37	Q14_3 48,77
Q02_4 32,30	Q14_4 38,70
Q03_1 35,39	Q15_1 39,47
Q03_2 33,01	Q15_2 45,79
Q03_3 39,65	Q15_3 49,42
Q03_4 39,52	Q15_4 55,33
Q04_1 31,90	Q16_1 37,45
Q04_2 36,87	Q16_2 43,02
Q04_3 35,30	Q16_3 53,59
Q04_4 42,34	Q16_4 63,80
Q05_1 27,00	Q17_1 27,99
Q05_2 34,00	Q17_2 42,51
Q05_3 42,39	Q17_3 59,99
Q05_4 50,61	Q17_4 76,54
Q06_1 28,40	Q18_1 35,41
Q06_2 37,39	Q18_2 53,89
Q06_3 51,82	Q18_3 73,70
Q06_4 68,39	Q18_4 92,26
Q07_1 34,40	Q19_1 53,23
Q07_2 62,16	Q19_2 68,50
Q07_3 72,83	Q19_3 78,90
Q07_4 85,40	Q19_4 87,35
Q08_1 68,17	Q20_1 77,24
Q08_2 77,84	Q20_2 77,98
Q08_3 79,94	Q20_3 76,03
Q08_4 75,77	Q20_4 74,74
Q09_1 93,36	Q21_1 91,01
Q09_2 80,13	Q21_2 74,40
Q09_3 68,80	Q21_3 61,42
Q09_4 55,67	Q21_4 51,13
Q10_1 86,01	Q22_1 75,91
Q10_2 74,10	Q22_2 66,40
Q10_3 58,88	Q22_3 50,90
Q10_4 43,01	Q22_4 33,65
Q11_1 78,53	Q23_1 69,40
Q11_2 67,71	Q23_2 59,40
Q11_3 52,33	Q23_3 42,18
Q11_4 41,43	Q23_4 26,99
Q12_1 69,20	Q24_1 59,36
Q12_2 61,25	Q24_2 44,20
Q12_3 52,40	Q24_3 36,30
Q12_4 37,90	Q24_4 28,52

Quarter Hour Volumes



Quarter Hour Product Indicators

qEXA MIN Price of the Day: <b>26,99</b> EUR/MWh	Q23_4	MIN Spread (hEXA - qEXA) of the Day: <b>-28,44</b> EUR	Q18_4
qEXA MAX Price of the Day: <b>93,36</b> EUR/MWh	Q09_1	MAX Spread (hEXA - qEXA) of the Day: <b>29,3</b> EUR	Q07_1